

Municipalities of the Mitrovica Region

Socio-Economic Profiles

This publication is part of the Program “With Participatory Democracy for a Kosovo without Radicalism”, of the Consortium of NGO’s (ATRC, KIPRED, BIRN, SPRC, KCBS dhe D+).

Consortium: “With Participatory Democracy for a Kosovo without Radicalization” | Konzorciumi: “Me Demokraci Pjesëmarrëse për një Kosovë pa Radikalizim”



Prepared by: Lulzim Peci, Mentor Agani, Diedon Nixha dhe Valdrin Ukshini.

Copyright © 2019, KIPRED. All rights reserved. No part of this publication can be reproduced, stored in any retrievable system, or conveyed in any form, or with any devices, electronic, mechanical, photocopying, registering, or other, without previous written permission by the publisher. Please contact: info@kipred.org, or +383 38 542 778.

Published by:



*The Kosovar Institute for Policy Research and Development (KIPRED)
Str. Major Mehmet Bushi, H.III. No.1
10 000 Prishtina, Kosovo
Tel. and fax: +383 38 542 778*

CONTENT

Executive Summary	4
The Profile of the Municipality of Mitrovica South	7
The Profile of the Municipality of Vushtrri	13
The Profile of the Municipality of Skenderaj	20

Executive Summary

The purpose of these profiles of municipalities of the Mitrovica Region is to be used as an incentive for opening a public debate, and to support municipal and national decision-makers in formulating and enforcing the policies that will address the needs of the young population belonging to the age group 15-29 years.

With this purpose, KIPRED has summarized data on the structure of the population and demographic shifts, on the level and structure of education, culture and sport, on the spread of information technology, religious structure, including the number of religious facilities and clerics, violent extremism, the level of criminality, the structure of population according to economic activities, municipal budgets and the support they provide for youth activities, for the municipalities of Mitrovica South, Vushtrri, and Skenderaj.

These data show that, with the exception of the municipality of Mitrovica South, the majority of the population of this region belonging to the age group 15–29 years, lives in rural parts of these municipalities. The highest level of education is in the Municipality of Mitrovica South, then comes the Municipality of Vushtrri, and that of Skenderaj, which, on this issue, is standing as the weakest in the region.

The Municipality of Mitrovica South has solid cultural and sport infrastructure for youth, meanwhile, in the municipalities of Vushtrri and Skenderaj this infrastructure is considerably weaker. In terms of religious structure, absolute majority of the inhabitants in these municipalities (99%) have declared that they are of Islamic faith.

In the Municipality of Mitrovica South, the mosques per inhabitants ratio for the villages is 0.62 mosques per 1,000 inhabitants, and in the city 0.34 mosques per 1,000 inhabitants; in the Municipality of Vushtrri this ratio is 0.8 mosques per 1,000 inhabitants in the villages, and 0.33 mosques per 1,000 inhabitants in the city; and, in the Municipality of Skenderaj, 0.39 mosques per 1,000 inhabitants in the villages, and 0.15 mosques per 1,000 inhabitants in the city.

The number of individuals who had joined foreign wars, namely, terrorist organizations in Iraq and Syria, in the Municipality of Mitrovica is 0.11 per 1,000 inhabitants, in the Municipality of Vushtrri 0.15 individuals per 1,000 inhabitants, and in the Municipality of Skenderaj 0.15 individuals per 1,000 inhabitants. In general, the economic condition of these individuals is average, and they generally have elementary and secondary education.

The number of penal deeds per 1,000 inhabitants is highest in the Municipality of Vushtrri, 14.6, and the lowest in the Municipality of Skenderaj, 6.5, meanwhile, in the Municipality of Mitrovica South this number is 11.8.

In the Municipality of Vushtrri 7% of the population is in difficult economic condition, living from social assistance, meanwhile, 7.6% have mentioned pensions as their major source of living; In the Municipality of Mitrovica South, 8.1% of the population lives from social assistance, and 9.4% from pensions; meanwhile, the most difficult situation is in the Municipality of Skenderaj, where 11.2% of the population lives from social assistance, and 9.4% from pensions.

As far as the capital expenses and subsidies for culture, sports and youth are concerned, in the Municipality of Mitrovica South these present 2.1% of the total value of capital expenses and subsidies; in the Municipality of Vushtrri the respective value is 7.9%, meanwhile, in Skenderaj is 7.3%. These expenses are not even close to fulfilling the needs for extracurricular activities of the youth of these municipalities.

Finally, the following table provides a summarized view of the socio-economic data for the municipalities of the Mitrovica region.

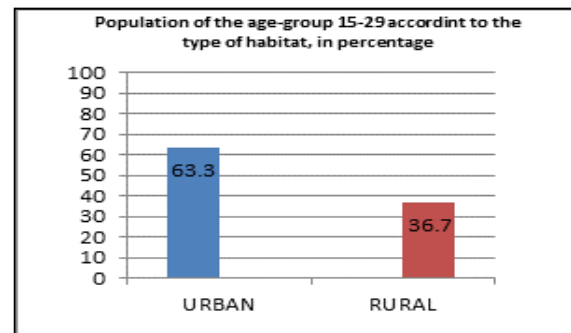
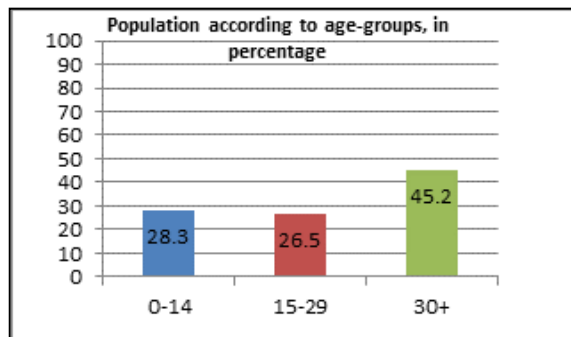
	Mitrovica	Vushtrria	Skenderaj
Population	69346	64468	52343
Group-age 15-29	26.5.%	28.1.%	28.8.%
City	63.3.%	38.20%	13.20%
Village	36.7.%	61.8.%	86.80%
The Level of Education			
Illiterate (in 1000 inhabitants)	34	33	45
No elementary education (in 1000 inhabitants)	90	99	106
Elementary school (in 1000 inhabitants)	462	485	552
Secondary school (in 1000 inhabitants)	371	349	285
Graduate studies (in 1000 inhabitants)	75	66	56
Educational institutions	33	41	30
Religion			
Mosques	25	44	18
Islamic Clerics	26	49	22
Catholic Churches	1	0	0
Catholic Clerics	1	0	0
Protestant Churches	1	0	0
Protestant Clerics	4	1	1
Orthodox Churches	1	3	2
Foreign Terrorist Fighters	8 (+7)	10 (+1)	8
Average Age	34.1	25.8	***
The Level of Education	Medium/Low	Low/Medium	Medium/Low
Economic Condition	Poor/Medium	Medium	Medium
Criminal Background	***	30%	100%
Criminality (penal deeds/per 1000 inhabitants)	11.8	14.6	6.5
Economic Condition			
Economically Active Population	41.85.%	44.20%	32.50%
Employed	48.5.%	44.30%	44.15%
With Social Assistance	8.10%	7%	11.2.%
Dependant on Pensions	9.40%	7.6.%	9.4.%
Municipal Budget (EUR)	19.7 milion	19.1 milion	13.4 milion
Capital expenses and subsidies	24.4.%	28.80%	28.50%
Capital expenses and subsidies for youth	2.10%	7.9.%	7.30%

The Profile of the Municipality of Mitrovica South

Facts and Figures

- **The structure of the population and the demographic shifts**

In terms of the size of its population, Mitrovica South is an average municipality at the Kosovo level. The data of the population census for the year 2011 show that the Municipality of Mitrovica South has had 71,909 inhabitants, and until 2018 this figure has decreased for 2,563 inhabitants, that is, in 69,346 inhabitants.¹ According to ethnic background, 96,7% of the inhabitants of Mitrovica South are Albanians, 0.9% are Ashkalis, 0.7% Turks, 0.7% Roma, and 1% belong to other ethnic groups. The gender ratio of the population is 50.5% male, and 49.5% female.



This analysis is focused on youth, specifically on the age-group 15-29 years, which constitutes 26.5% of the total population, that is, in relation to the age-groups 0-14 years (28.3%), and 30-80 years (45.2%).² The population census shows that the largest number of the youth in the Municipality of Mitrovica South (63.3%) lives in the city, meanwhile, the other part (36.7%) lives in 46 villages of the municipality.³

¹ Vlerësim, Popullsia e Kosovës [Assessment, The Population of Kosovo], Agjencia e Statistikave të Kosovës [Kosovo Agency for Statistics]. Link: <http://ask.rks.gov.net/media/4118/vlersimi-i-popullsise-2017.pdf>

² Popullsia sipas përkatësisë etnike [Population according to ethnic background] 2011, Platforma Online [Online Platform], ASK Data, Agjencia e Statistikave të Kosovës [Kosovo Agency of Statistics].

³ Popullsia sipas moshave dhe llojit të vendbanimit [The population according to age and the type of habitat], Online Platform ASK Data, Agjencia e Statistikave të Kosovës [Kosovo Agency of Statistics].

- **The level and structure of education, culture and sport**

The data on the population above 10 years of age according to the level of education and literacy, shows that in 1,000 inhabitants, 34 are illiterate, 90.8 did not complete any level of education, 462.5 have completed only elementary school, 371.7 have completed the secondary school, and 75 have completed undergraduate and graduate studies.⁴

The Municipality of Mitrovica South has a total of 33 pre-school, elementary, and secondary, educational institutions,⁵ with 1,118 teachers,⁶ with the ratio of 1.21 schools per 1,000 inhabitants of the age up to 19 years. In March of the year 2013, the University “Isa Boletini” was established in the Municipality of Mitrovica South,⁷ in which the number of students is 2,956 students,⁸ and there is also the International Business College Mitrovica (IBC-M),⁹ established in March, 2010, with around 300 students.¹⁰ In this city there is also the campus of the College “Fama,”¹¹ but there are no data available in the public domain on the number of its students.

There are 44 sport clubs that are registered in the municipality of Mitrovica South, which develop their activities in the sport facilities and fields existing in the municipality, such as Olympic Stadium “Adem Jashari,” the Stadium “Riza Lushta,” the Gym “Minatori,” the Multifunctional Center “Omnisport,” the Sport Center “Fatime Xhaka,” as well as two supporting fields with synthetic grass. The municipality Mitrovica South has also the Culture

⁴ Popullsia e moshës 10 vjeçe e mbi sipas nivelit të arsimimit (2011) [Population of the age 10 years and above according to the level of education (2011)], Online Platform, ASK Data, Kosovo Agency of Statistics.

⁵ Organisation for Security and Cooperation in Europe, Mitrovicë/Mitrovica South Municipal Profile (2018), <https://www.osce.org/mission-in-kosovo/122118?download=true>.

⁶ Statistikat e Arsimit në Kosovë 2017/2018 [Statistics on Education in Kosovo 2017/2018], Kosovo Agency of Statistics, Ministria e Arsimit, Shkencës dhe Teknologjisë [The Ministry of Education, Science and Technology]. Link: <http://ask.rks-gov.net/media/4145/stat-e-arsimit-2017-2018-shqip.pdf>.

⁷ Universiteti Isa Boletini [The University Isa Boletini]. Link: <http://www.umib.net/>

⁸ The Statistics of Education in Kosovo, 2017/2018, Kosovo Agency of Statistics, The Ministry of Education, Science and Technology. Link: <http://ask.rks-gov.net/media/4145/stat-e-arsimit-2017-2018-shqip.pdf>

⁹ International Business College Mitrovica. Link: <http://www.ibcmitrovica.eu/>

¹⁰ Quick Facts IBCM, <https://www.spark-online.org/about-us/annual-reports/work/international-business-college-mitrovica/>

¹¹ Kolegji Fama Mitrovicë [Fama College Mitrovica]. Link: <http://kolegijfama-edu.org/mitrovice/>

Center “Rexhep Mitrovica,” the City Theater “Muharrem Qena,” the Art Gallery, the City Library “Latif Berisha,” the City Museum, the Bare Youth Center, etc.¹²

- **Information Technology**

According to the data of the Agency of Statistics of Kosovo on the distribution of Internet, we can see that in the year 2011, 60% of the population did have access to Internet, and that the respective percentages for the city and villages were 65.3% and 49.3%.¹³ These figures do not present the actual condition, in which the distribution of this access did certainly increase considerably, given the Wi-Fi systems and the platforms of mobile telephony.

- **Religious Structure**

In terms of religious background, 99.3% of the population of the Municipality Mitrovica South have declared themselves to be of Islamic belief, meanwhile, from the other part, 0.05% were declared as Catholics, 0.015% as Orthodox, and 0.635% are persons without religious affiliation, as well as those who have preferred to don't answer.¹⁴

In the territory of the Municipality of Mitrovica South there are 25 functional mosques, nine out of which are located in the city, and 16 in the villages. The number of Islamic clerics is 26.¹⁵ It should be stressed here that after the end of the conflict/war of the year 1999, there were 11 new mosques that have entered into the service of Islamic believers in the territory of this municipality.¹⁶ The ratio mosques per inhabitants in the villages is 0.62 mosques per 1,000 inhabitants, meanwhile, this ratio in the city is 0.34 mosques per 1,000 inhabitants. There are also three associations acting under the authority of Islamic Community of Kosovo (BIK) in this municipality, where one is humanitarian, the second is for youth, and the third is for women.¹⁷

¹² Data from the Directorate of Culture, Youth, and Sports of the Municipality Mitrovica South, 06.05.2019.

¹³ Penetrimi i Internetit te Ekonomitë Familjare [The Spread of Internet in Households] (2011), Online Platform ASKDATA, Kosovo Agency of Statistics.

¹⁴ Popullsia sipas gjinisë, religjionit dhe komunës [Population according to gender, religion and municipality], 2011, Online Platform, ASK Data, Kosovo Agency of Statistics.

¹⁵ Data from the Islamic Community of Kosovo (BIK), July 7th, 2018

¹⁶ Organisation for Security and Cooperation in Europe, Mitrovicë/Mitrovica South Municipal Profile (2018), <https://www.osce.org/mission-in-kosovo/122118?download=true>.

¹⁷ Data from the Islamic Community of Kosovo (BIK), July 7th, 2018.

Catholic believers have at their service one catholic church and one cleric of the Kosovo's Eparchy, protestant believers have one protestant church and four protestant clerics,¹⁸ meanwhile, the orthodox believers have one orthodox church.¹⁹

- **Violent extremism**

According to the data from Kosovo Police, there were 8 individuals from the municipality of Mitrovica South, that is 0.11 individuals per 1,000 inhabitants, who have joined terrorist groups in Syria and Iraq. The data on the personal background of these individuals show that they have medium or low level of education, and that they are in poor or average economic condition. 7 from these individuals are male, and 1 is female, and their average age is 34.1 years of age. It should be also stressed that in the municipality of Mitrovica South there are 7 individuals arrested for terrorist activities and for other deeds related to this kind of activity.²⁰

It should be mentioned that there is no public evidence that shows that the Municipal Council of Mitrovica South did hold even a single meeting until now for discussing this security problem.²¹

- **The level of criminality**

The statistics on the level of criminality in the Municipality of Mitrovica South show that there were 818 penal deeds committed in this Municipality during the previous year (2018),²² that is, 11.8 penal deeds per 1,000 inhabitants, a figure that presents an average level of criminality. The greatest number of the penal deeds belong to the categories of penal deeds against wealth (419), and those against life and body (223).²³

¹⁸ Data from the Kosovo Eparchy, July 19th, 2018, and from the Community of the Kosovo Protestant Church, July 20th, 2018.

¹⁹ Organisation for Security and Cooperation in Europe, Mitrovicë/Mitrovica South Municipal Profile (2018), <https://www.osce.org/mission-in-kosovo/122118?download=true>.

²⁰ Data from the Office for Information and Public Relations, Kosovo Policie, May 24th, 2019.

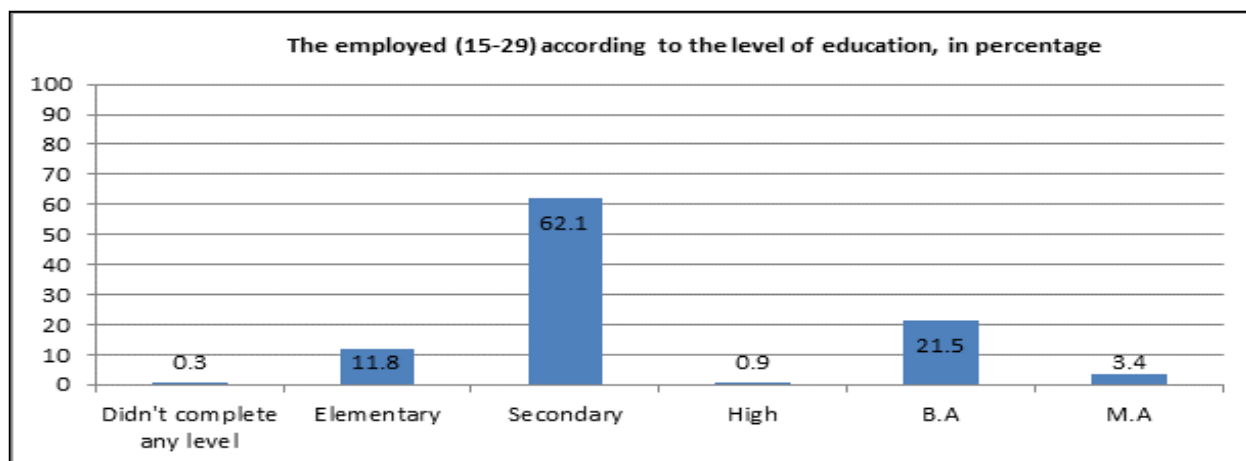
²¹ See the proceedings of the Municipal Council of Mitrovica South. <https://kk.rks-gov.net/mitroviceejugut/category/dokumentet-e-kuvendit/procesverbalet-e-kuvendit/>

²² Data from the Office for Information and Public Relations, Kosovo Policie, May 24th, 2019.

²³ Ibid.

- **The structure of population according to economic activity**

The statistical data (2011) on the Municipality of Mitrovica South show that from 21 thousand people of the age above 15 years, only 41.85% are economically active – and only 48.5% from them are employed. Economically inactive were declared 58.15% of the population above 15 years.²⁴ The structure of the employed part of the population according to their level of education, for the age-group 15-29 years, is given in the graph below.



As far as the economically inactive citizens are concerned, 29.5% of them have declared the continuation of education as a reason for this, and 45.2% have declared that they are taking care for the family and for the household. It should be remarked here that 8.1% of the population is in difficult economic condition, living from social assistance, meanwhile, 9.4% have pensions as the major source for living.²⁵

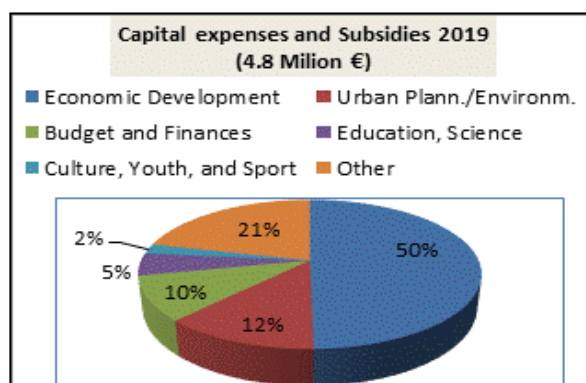
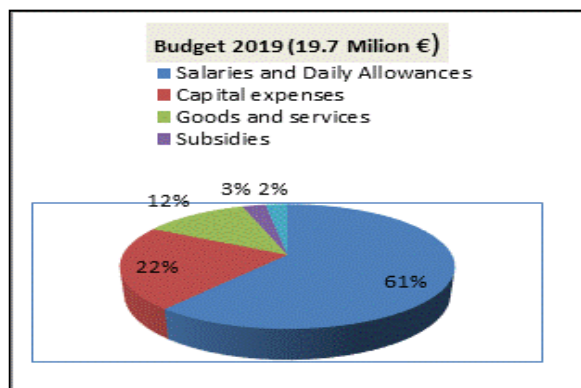
- **The Municipal Budget and the support of youth activities**

For the year 2019, the Municipality Mitrovica South has a budget of around 19.7 million €. The incomes into the budget come predominantly from governmental allocations, which constitute around 86.5% of its total. The Municipality generates around 12.5% of its budget from the revenues of its own, and around 1% is financed from borrowing. Around 61% of the total

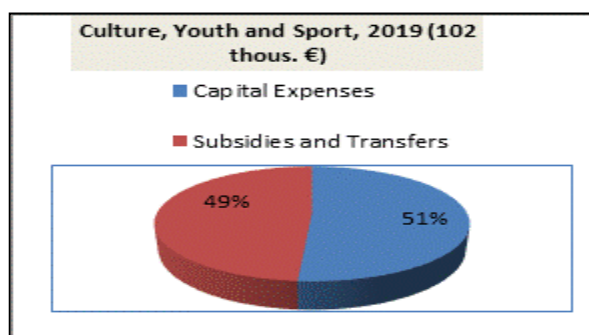
²⁴ Popullsia e moshës 15 vjeç e mbi sipas statusit të aktivitetit aktual [The population of the age 15 years and above according to the status of actual activity] (2011), Online Platform ASKDATA, Kosovo Agency of Statistics.

²⁵ Popullsia sipas burimit kryesor të jetesës [The population according to the major source of living] (2011), Online Platform ASKDATA, Kosovo Agency of Statistics.

budget is spend for the category of salaries and daily allowances. The category of goods and services takes part with around 12.1% of its value, meanwhile, the part that is dedicated to capital investments is around 21.7% of the total amount.²⁶



If we analyze the budget in comparison to capital investments and subsidies for supporting the culture, youth, and sports, more particularly, for infrastructure and activities related to youth, we will see that the budget does not fulfill in any meaningful way the needs of this group of population (the age-group 15-29 years of age), which constitutes 26.5% of the total population of the Municipality of Mitrovica South. In the budget for the year 2019, only 0.52% (102,500 €) of the total budget is foreseen to be spent in a way that will have an impact on youth, and these expenses are categorized within the category of capital expenses and subsidies, by presenting 2.1% of their total amount. Furthermore, 48.8% of this amount is dedicated for subsidies and transfers, and 51.2% for capital expenses.²⁷



²⁶ Ligji mbi ndarjet buxhetore për Buxhetin e Republikës së Kosovës për vitin 2019 [The Law on the Budgetary Allocations of the Republic of Kosovo for the Year 2019], The Ministry of Finances] <https://mf.rks-gov.net/desk/inc/media/4CEFBA4C-4397-4901-AB93-2AA37F43A9F7.pdf>.

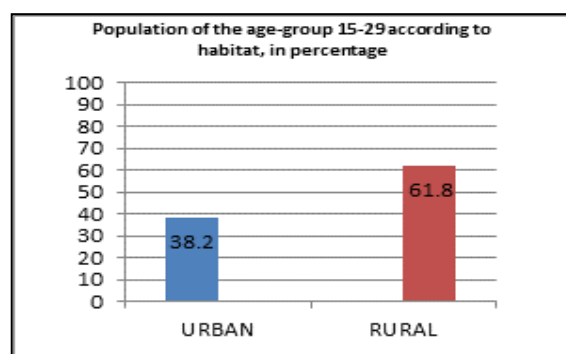
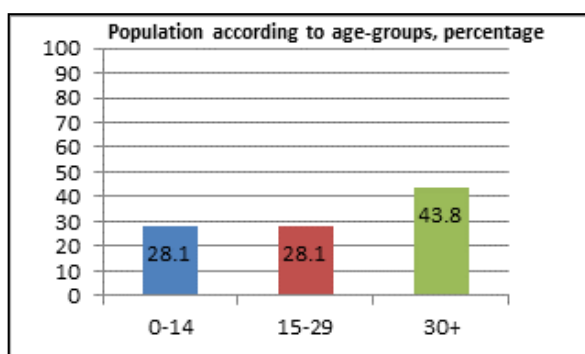
²⁷ibid.

The Profile of the Municipality of Vushtrri

Facts and Figures

- **The Structure of the Population and the Demographic Shifts**

In terms of the population size, Vushtrri is an average municipality at the Kosovo level. The data on the population census for the year 2011 show that this municipality has had around 69 thousand inhabitants, meanwhile, until the year 2018 this figure has decreased for more than 5 thousand inhabitants, that is, it now has around 64 thousand.²⁸ According to ethnic background, 98.5% of the inhabitants of Vushtrri are Albanians, 0.55% are Serbs, 0.4% Turks, and 0.55% belong to other ethnic groups. Gender ratio of the population is 51.5% male, and 48.5% female.



This analysis is focused on youth, more particularly on the age-group 15-29 years of age, and these present 28.1% of the total population, that is, in comparison with the age groups 0-14 years of age (28.1%), together with 30-80 years of age (43.8%).²⁹ The population census shows that majority of youth in the Municipality of Vushtrri (61.8%) lives in the 66 villages of the municipality, while the other part, 38.2%, lives in the city.³⁰

²⁸ Assesment, The Population of Kosovo, Kosovo Agency of Statistics. Linku: <http://ask.rks.gov.net/media/4118/vlersimi-i-popullsise-2017.pdf>

²⁹ The Population according to ethnic background, 2011, Online Platform ASK Data, Kosovo Agency of Statistics.

³⁰ Population according to age and the type of habitat, Online Platform ASK Data, Kosovo Agency of Statistics.

- **The Level and the Structure of Education, Culture, and Sport**

The data on the population above 10 years of age, regarding the level of education and literacy, show that in 1,000 inhabitants of this municipality, 33 are illiterate, 99 have not completed any level of education, 485 have completed only the elementary school, 349.6 have completed secondary school, and 66.4 have completed undergraduate and graduate studies.³¹

The Municipality of Vushtrri has a total of 41 pre-school, elementary, and secondary educational institutions,³² with a ratio of 1.53 schools per 1,000 inhabitants until 19 years of age. Teaching is developed in 36 educational institutions with the curricula of the Ministry of Education, Science, and technology (MEST),³³ and the curricula of Serbia is applied in five institutions that have a total of 70 educators and administrative personnel.³⁴ In the Municipality of Vushtrri there are 72 registered sport clubs, three cultural clubs-associations, and the total number of secular cultural facilities, theaters, cinemas, and libraries is 10.³⁵

- **Information Technology**

From the data of the Kosovar Agency for Statistics on the distribution of Internet, we see that in the year 2011 54.8% of the population of the Municipality of Vushtrri did have access to Internet, where the respective percentages for the city and villages were 62.5% and 49.3%.³⁶ These figures do not present the actual condition, in which the distribution of this access did certainly increase considerably, given the Wi-Fi systems and the platforms of mobile telephony.

³¹ Popullsia e moshës 10 vjeçe e mbi sipas nivelit të arsimimit [Population of the age 10 years and above according to the level of education] (2011), Online Platform ASK Data, Kosovo Agency of Statistics.

³² Organisation for Security and Cooperation in Europe, Municipal Profile of Vushtrri/ Vuçitrn (2018), <https://www.osce.org/kosovo/13134?download=true>.

³³ Statistikat e Arsimit në Kosovë 2017/2018 [The Statistics of Education in Kosovo 2017/2018], Kosovo Agency of Statistics, The Ministry of Education, Science and Technology. Link: <http://ask.rks-gov.net/media/4145/stat-e-arsimit-2017-2018-shqip.pdf>.

³⁴ Organisation for Security and Cooperation in Europe, Municipal Profile of Vushtrri/ Vuçitrn (2018), <https://www.osce.org/kosovo/13134?download=true>.

³⁵ Data of the Directorate on Culture, Youth, and Sports of the Municipality of Vushtrri, 03.05.2019.

³⁶ Penetrimi i Internetit te Ekonomitë Familjare [The Spread of Internet in the Households] (2011), Online Platform ASKDATA, Kosovo Agency of Statistics.

- **Religious Structure**

In terms of religious background, 99.2% of the population of the Municipality of Vushtrri have declared themselves to be of Islamic belief, meanwhile, 0.55% were declared of Orthodox belief, and 0.25% of the others include persons of other beliefs, persons without religious affiliation, and those who have preferred to don't answer.³⁷

In the territory of the Municipality of Vushtrri there are 44 functional mosques, nine out of which are in the city, and 35 are located in the villages. The number of Islamic clerics is 49.³⁸ It should be emphasized here that after the end of the conflict/war of the year 1999, there were 34 new mosques that have entered into the service of Islamic believers in the territory of this municipality.³⁹ The ratio mosques per inhabitants in the villages of this municipality is 0.8 mosques per 1,000 inhabitants, meanwhile, this ratio in the city is 0.33 mosques per 1,000 inhabitants. There are three associations under the authority of Islamic Community of Kosovo (BIK) which are active in this municipality, where one is humanitarian, one is for youth, and the third for women.⁴⁰ The orthodox believers have three orthodox churches,⁴¹ meanwhile, Protestant believers have at their service one Protestant cleric, but they have no Protestant Church.⁴²

- **Violent Extremism**

According to the data of Kosovo Police, there were 10 individuals from the municipality of Vushtrri who have joined the terrorist groups in Iraq and Syria, that is 0.15 individuals per 1,000 inhabitants. The data on personal background of these individuals show that 30% of them did have criminal records in the past, that they have medium and low level of education, and that they have average economic condition. The average age of these individuals is 25.8 years, and

³⁷ The Population according to gender, religion and municipality 2011, Online Platform, ASK Data, Kosovo Agency of Statistics.

³⁸ Data by the Islamic Community of Kosovo (BIK), July 7th, 2018.

³⁹ Organisation for Security and Cooperation in Europe, Municipal Profile of Vushtrri/ Vučitrn (2018), <https://www.osce.org/kosovo/13134?download=true>.

⁴⁰ Data by the Islamic Community of Kosovo (BIK), July 7th, 2018.

⁴¹ Organisation for Security and Cooperation in Europe, Municipal Profile of Vushtrri/ Vučitrn (2018), <https://www.osce.org/kosovo/13134?download=true>.

⁴² Data of the Community of the Protestant Church of Kosovo, July 20th, 2018.

nine of them are males and one female. It must also be stressed that these individuals did have with them six members of their families, and that all of them have returned into the municipality of Vushtrri. The number of spouses is two, and these are under judicial processes, and the number of children is four, and their average age is three years.⁴³ Also, there was evidence for terrorist activity of one person, and he was arrested, and before that he was at the university studies, and he was employed. It should be also stressed that there is no public evidence whatsoever that the Municipal Council of Vushtrri did hold so far even a single meeting for discussing this security problem.⁴⁴

- **The Level of Criminality**

The statistics on the level of criminality at the municipality of Vushtrri show that during the previous year (2018) there were 941 criminal deeds committed,⁴⁵ that is, 14.6 penal deeds per 1,000 inhabitants, a figure that reflects a high level of criminality. The largest number of these penal deeds belong to the category of the deeds against wealth (547), and of the deeds against life and body (208).⁴⁶

- **The Structure of Population According to Economic Activity**

The statistical data (2011) for the Municipality of Vushtrri show that from 50 thousand persons of the age above 15 years, only 44.2% are economically active – and only 44.3% of them are employed. Economically inactive were declared 55.8% of the population above 15 years.⁴⁷ The structure of the employed population according to education, for the age-group 15-29 years is given in the graph below.

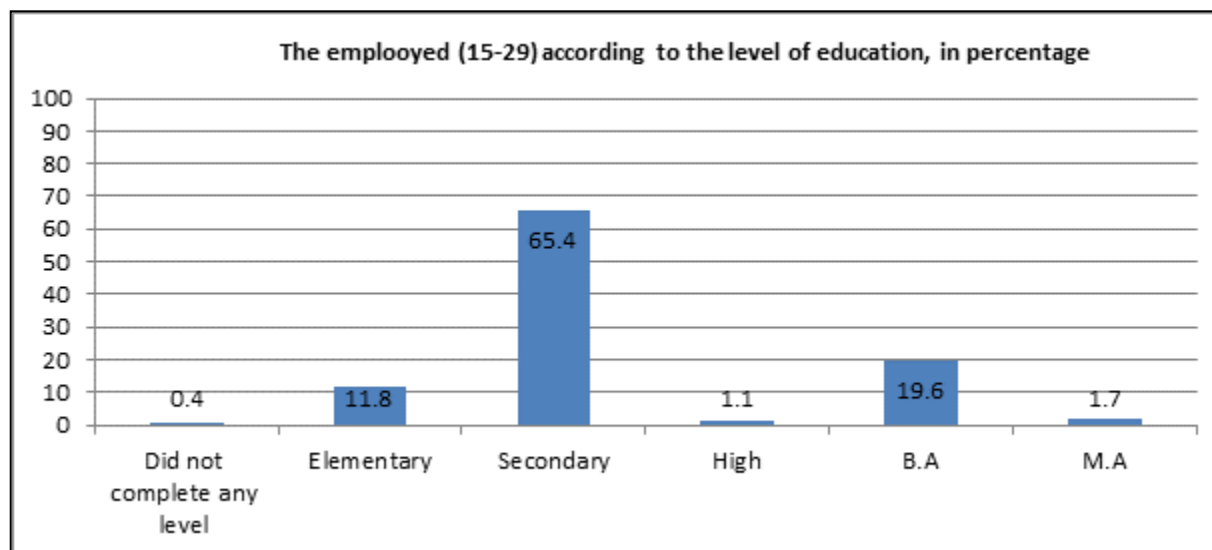
⁴³ Data from the Office for Information and Public Relations, Kosovo Police, May 24th, 2019.

⁴⁴ See the proceedings of the Municipal Council of Vushtrri, <https://kk.rks-gov.net/vushtrri/category/mbledhjet-kuvendit/ekstraktet-e-procesverbaleve-te-kuvendit/>.

⁴⁵ Data from the Office for Information and Public Relations, Kosovo Police, May 24th, 2019.

⁴⁶ Ibid.

⁴⁷ The population of the age 15 and above according to the status of actual activity (2011), Online Platform, ASKDATA, Kosovo Agency of Statistics.



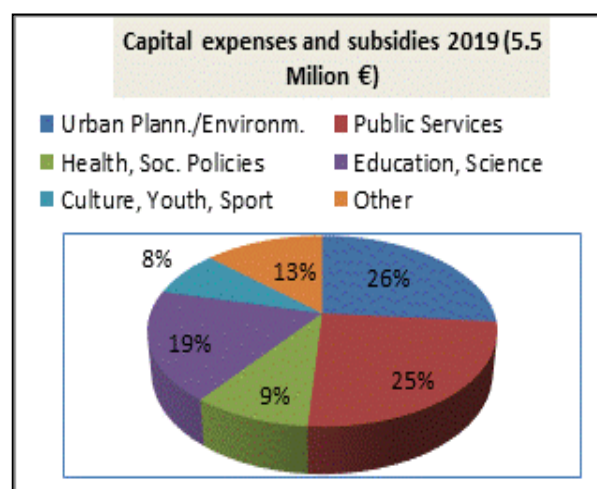
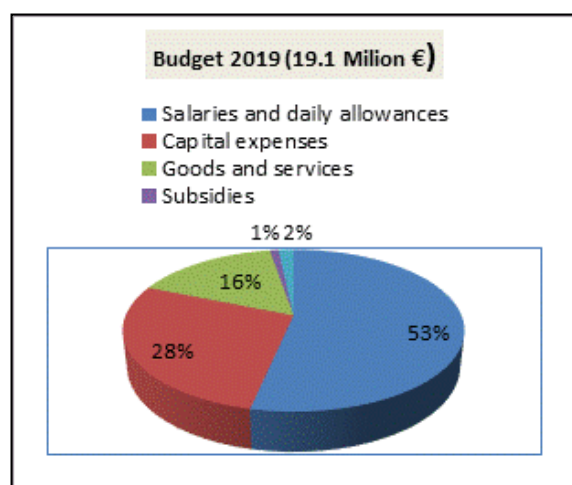
Meanwhile, as far as the economically inactive citizens are regarded, 34.4% of them have declared as a reason for this the continuation of their education, meanwhile, 45.5% have declared that they take care for the family and the household. It should be mentioned here that 7% of the population is in the difficult economic condition, living from social assistance, meanwhile, 7.6% have as a source for living their pensions.⁴⁸

- **The Municipal Budget and the Support for Youth Activities**

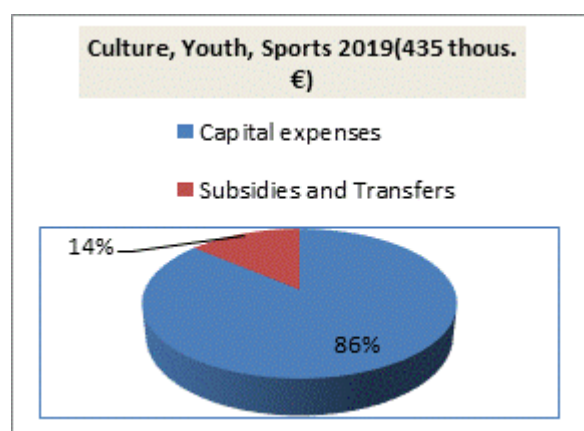
For the fiscal year 2019 the Municipality of Vushtrri has a budget of around 19.1 million €. The incomes into the budget are predominantly from the governmental allocations, which constitute around 86.5% of its total, meanwhile, the remainder of around 13.5% is generated by the Municipality from the revenues of its own. Salaries and daily allowances are a category that constitute around 53.4% of the total budget. The category of goods and services takes part

⁴⁸ Popullsia sipas burimit kryesor te jetesës [Population according to the major source of living] (2011), Online Platform, ASKDATA, Kosovo Agency of Statistics.

with 16.1%, meanwhile, the part dedicated to capital investments is around 27.8% of the total amount.⁴⁹



If we analyze the relation of the budget to capital investments, and to the support of culture, youth and sports, more specifically, to infrastructure and activities related to youth, we will see that this portion of the budget does not fulfill in any meaningful way the needs of this group of population (age group 15-29 years), which constitutes 28.1% of the total population of the Municipality of Vushtrri.



⁴⁹ The Law on Budgetary Allocations for the Budget of the Republic of Kosovo for the Year 2019, The Ministry of Finances, <https://mf.rks-gov.net/desk/inc/media/4CEFB4C-4397-4901-AB93-2AA37F43A9F7.pdf>.

In the budget for the year 2019, only 2.28% (435,797 €) of its total is foreseen to be spend in a way that will have impact on youth, and this is fully categorized within the section of capital expenses and subsidies, representing 7.9% of these expenses. Furthermore, 13.8% of this amount is dedicated for subsidies and transfers, meanwhile, 86.2% for capital expenses.⁵⁰

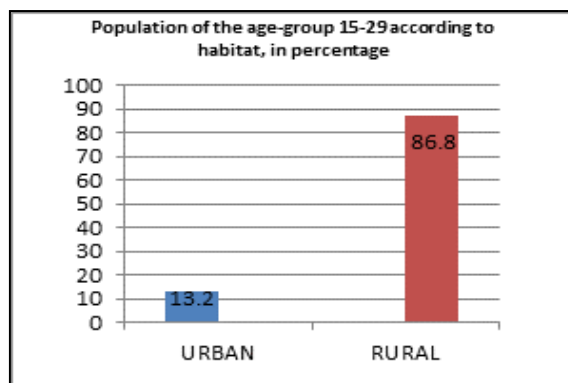
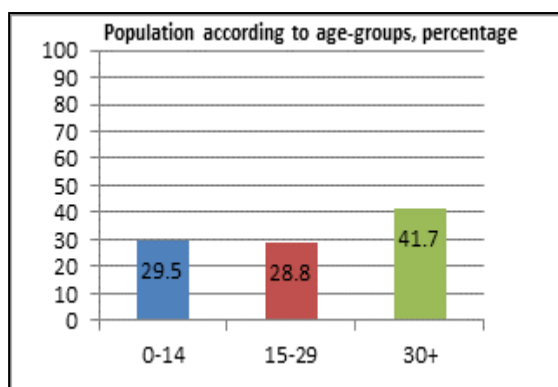
⁵⁰ibid.

The Profile of the Municipality of Skenderaj

Facts and Figures

- **The Structure of the Population and the Demographic Shifts**

In terms of the size of its population, Skenderaj is an average municipality at the Kosovo level. The data of the population census for the year 2011 show that this municipality has had 50,858 inhabitants, meanwhile, until the year 2018 this figure has increased for 1,500 inhabitants, which means that now Skenderaj has 52,343 inhabitants.⁵¹ In terms of ethnic background, 99.6% of the inhabitants of Skenderaj are Albanians, 0.1% are Serbs, and 0.3% belong to other ethnic groups. The gender ratio of the population is 50.5% male, and 49.5% female.



This analysis is focused on youth, and particularly on the age-group 15-29 years, which represents 28.8% of the total population, that is, in relation with age-groups 0-14 years (29.5%), together with 30-80 years (41.7%).⁵² The population census shows that the largest number of

⁵¹ Assessment, The Population of Kosovo, Kosovo Agency of Statistics. Linku: <http://ask.rks.gov.net/media/4118/vlersimi-i-popullsise-2017.pdf>

⁵² The Population According to Ethnic Background 2011, Online Platform, ASK Data, Kosovo Agency of Statistics.

young people in the Municipality of Skenderaj (86.8%) lives in the 48 villages of the municipality, meanwhile, the other part of 13.2% lives in the city.⁵³

- **The Level and the Structure of Education, Culture, and Sports**

The data on the population above 10 years of age, according to the level of education and literacy show that on 1,000 inhabitants, 45 are illiterate, 106.2 have not completed any level of education, 552.5 have completed only the elementary school, 285 have completed secondary school, and 56.3 have completed undergraduate and graduate levels of studies.⁵⁴

The Municipality of Skenderaj has a total of 27 pre-school, elementary and secondary educational institutions,⁵⁵ with 678 teachers,⁵⁶ with the ratio of 1.3 schools per 1,000 inhabitants of the age up to 19 years. In the municipality of Skenderaj there are 16 active sport clubs, two theaters, three libraries, and eight artistic clubs and associations.⁵⁷

- **Informative Technology**

According to the data of the Agency for Statistics of Kosovo on the distribution of Internet, we can see that in the year 2011, 43.2% of the population of Skenderaj did have access to Internet, and that the respective percentages for the city and the villages were 60.5% and 40%.⁵⁸ These figures do not present the actual condition, in which the distribution of this access did certainly increase considerably, given the Wi-Fi systems and the platforms of mobile telephony.

- **Religious structure**

In terms of religious background, 99.7% of the population of the Municipality of Skenderaj have declared themselves to be of Islamic belief, while 0.1% are of Orthodox belief, and the other

⁵³ The Population According to Age and the Type of Habitat, Online Platform, ASK Data, Kosovo Agency of Statistics.

⁵⁴ Population of the age 10 years and above according to the level of education (2011), Online Platform, ASK Data, Kosovo Agency of Statistics.

⁵⁵ Organisation for Security and Cooperation in Europe, Municipal Profile of Skenderaj/Srbica (2018), <https://www.osce.org/kosovo/13273?download=true>.

⁵⁶ The Statistics of Education in Kosovo, 2017/2018, Kosovo Agency of Statistics, The Ministry of Education, Science and Technology. Link: <http://ask.rks-gov.net/media/4145/stat-e-arsimit-2017-2018-shqip.pdf>.

⁵⁷ The Directorate for Culture, Youth and Sports, Skenderaj, <https://drejtoriaperkulturereinisport.weebly.com/>

⁵⁸ The Spread of Internet in Households (2011), Online Platform, ASKDATA, Kosovo Agency of Statistics.

0.2% include persons of other religious affiliations, persons without religious affiliation, and those who have preferred to don't answer.⁵⁹

In the territory of the Municipality of Skenderaj there are 18 functional mosques, one out of which is in the city, and 17 others are in the villages. The number of Islamic clerics is 22.⁶⁰ We should stress here that there were 10 new mosques that have entered into the service of Islamic believers in Skenderaj after the ending of the conflict/war of the year 1999. The ratio mosques per inhabitants in the villages is 0.39 mosques per 1,000 inhabitants, and in the city this ratio is 0.15 mosques per 1,000 inhabitants. In this municipality there are three associations that are active under the authority of the Islamic Community of Kosovo (BIK), where one is humanitarian, one is for youth, and one for women.⁶¹ The Orthodox believers have two Orthodox churches,⁶² meanwhile, the Protestant believers have at their service one Protestant cleric, but they don't have any Protestant church.⁶³

- **Violent Extremism**

According to the data of Kosovo Police, there were eight individuals from the Municipality of Skenderaj who have joined terrorist groups in Syria and Iraq, which is 0.15 individuals per 1,000 inhabitants. The data on the personal background of these individuals show that 100% of them did have criminal past, then, that they have average and low level of education, and that they were in average economic condition.⁶⁴

It should be stressed here that there is no public evidence that shows that the Municipal Council of Skenderaj did hold even a single meeting for discussing this security problem.⁶⁵

⁵⁹ The Population According to Gender, Religion and Municipality, 2011, Online Platform, ASK Data, Kosovo Agency of Statistics.

⁶⁰ Data from the Islamic Community of Kosovo, (BIK), July 7th, 2018.

⁶¹ Data from the Islamic Community of Kosovo, (BIK), July 7th, 2018.

⁶² Organisation for Security and Cooperation in Europe, Municipal Profile of Skënderaj/Srbica (2018), <https://www.osce.org/kosovo/13273?download=true>.

⁶³ Data from the Community of the Protestant Church of Kosovo, July 20th, 2018.

⁶⁴ Data from the Office for Information and Public Relations, Kosovo Police, May 24th, 2019.

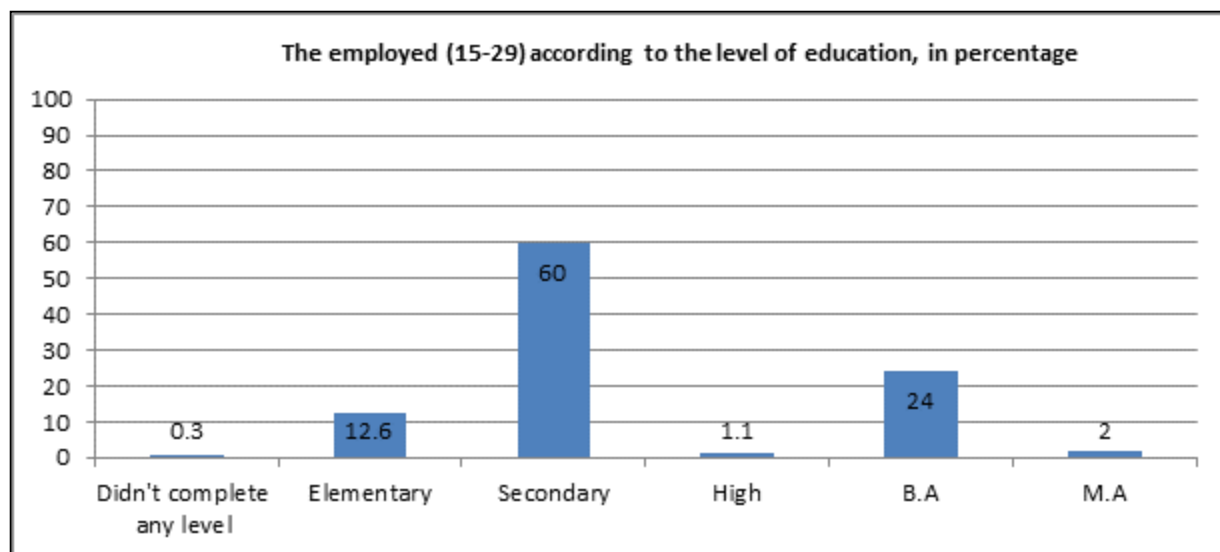
⁶⁵ See the proceedings of the Municipal Council of Skenderaj, <https://kk.rks-gov.net/skenderaj/category/dokumente-te-kuvendit/ekstraktet-e-procesverbaleve-te-kuvendit/>.

- **The Level of Criminality**

The statistics on the level of criminality of the Municipality of Skenderaj show that during the previous year (2018), there were 344 penal deeds committed,⁶⁶ which is 6.5 penal deeds per 1,000 inhabitants. The largest number of these penal deeds falls into the categories of the deeds against wealth (162), and of the deeds against life and body (92).⁶⁷

- **The Structure of the Population According to Economic Activity**

The statistical data (2011) for the Municipality of Skenderaj show that from 35 thousand persons of the age above 15 years, only 32.5% are economically active – and that only 44.15% from them are employed. Economically inactive were declared 67.5% of the population above 15 years.⁶⁸ The structure of the employed section of the population according to education, for the age-group 15-29 years is given in the graph below.



As far as economically inactive citizens are concerned, 31% of them have mentioned as a reason for that the continuation of education, meanwhile, 50.2% have declared that they are

⁶⁶ Data from the Office for Information and Public Relations, Kosovo Police, May 24th, 2019.

⁶⁷ Ibid.

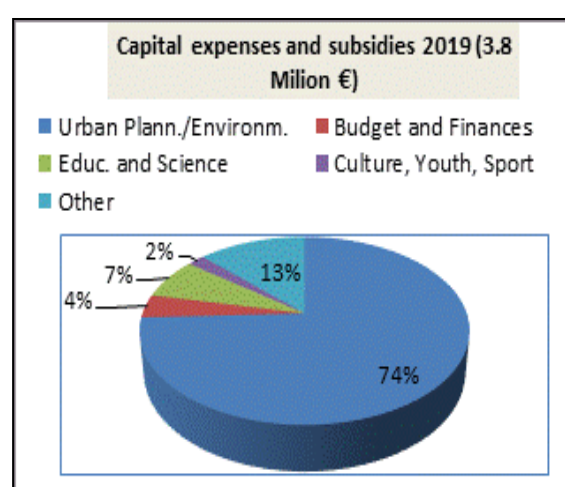
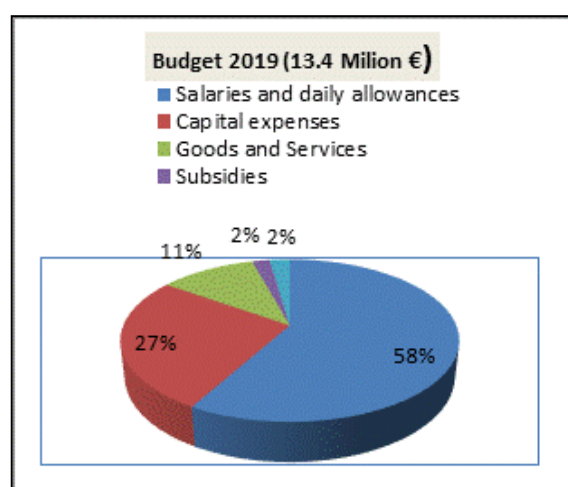
⁶⁸ The Population of the Age 15 Years and Above According to the Status of the Actual Activity (2011), Online Platform, ASKDATA, Kosovo Agency of Statistics.

taking care for the family or for the household. It should be added here that 11.2% of the population is in difficult economic condition, living from social assistance, meanwhile, 9.4% have as their source of living their pensions.⁶⁹

- **The Municipal Budget and the Support for the Youth Activities**

For the year 2019, the Municipality of Skenderaj has a budget of around 13.4 million €. The incomes into the budget come predominantly from the governmental allocations, which constitute around 91.2% of its total, meanwhile, the Municipality generates around 7.5% from the revenues of its own, and 1.3% from borrowing. The salaries and daily allowances are a category that constitutes around 58.2% of the total budget. The category of goods and services comprises around 11%, meanwhile, the section dedicated to capital investments is around 26.5% of the total amount.⁷⁰

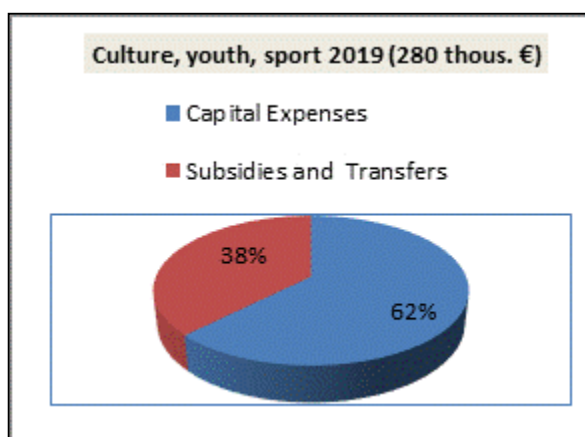
If we analyze the relation of the budget to capital investments, and to the support of culture, youth and sports, more specifically, to infrastructure and activities related to youth, we will see that this portion of the budget cannot fulfill in any meaningful way the needs of this group of population (age group 15-29 years), which constitutes 28.8% of the total population of the Municipality of Skenderaj.



⁶⁹ The Population According to the Major Source of Living (2011), Online Platform ASKDATA, Kosovo Agency of Statistics.

⁷⁰ The Law on Budgetary Allocations for the Budget of the Republic of Kosovo for the Year 2019, The Ministry of Finances, <https://mf.rks-gov.net/desk/inc/media/4CEFB4C-4397-4901-AB93-2AA37F43A9F7.pdf>.

In the budget for the year 2019, only 2.1% (280,000 €) of its total value is foreseen to be spend in a way that whill have an impact among the youth, and this is categorized in the category of capital expenses and subsidies, by representing 7.3% of the total of these expenses. Furthermore, 37.5% of this amount is dedicated for subsidies and transfers, meanwhile, 62.5% for capital expenses.⁷¹



⁷¹ibid.

Consortium: "With Participatory Democracy for a Kosovo without Radicalization" | Konzorciumi: "Me Demokraci Pjesëmarrëse për një Kosovë pa Radikalizim"

