

The Municipalities of the Prishtina Region

Socio-Economic Profiles

This edition is part of the program “With Participatory Democracy for a Kosovo without Radicalism,” of the Consortium of NGO-s (ATRC, KIPRED, BIRN, SPRC, KCBS and D+)

Consortium: “With Participatory Democracy for a Kosovo without Radicalization” | Konzorciumi: “Me Demokraci Pjesëmarrëse për një Kosovë pa Radikalizim”



Prepared by: Lulzim Peci, Mentor Agani, Diedon Nixha dhe Valdrin Ukshini

Copyright © 2020, KIPRED. All the rights reserved. No part of this publication can be reproduced, stored in any retrievable system, or conveyed in any form, or with any devices, electronic, mechanical, photocopying, registering or other, without the previous written permission by the publisher. Please contact: info@kipred.org, or: +381 38 542 778

Published by:



*The Kosovar Institute for Policy Research and Development (KIPRED)
Str. Major Mehmet Bushi, Entr.III. No.1
10 000 Prishtina, Kosovo
Telephone and fax: +383 38 542 778*

Content:

Executive Summary	4
The Profile of the Municipality of Prishtina	7
The Profile of the Municipality of Podujeva	13
The Profile of the Municipality of Glllogoc	18
The Profile of the Municipality of Lipjan	23
The Profile of the Municipality of Fushë Kosova	28
The Profile of the Municipality of Obiliq	33
The Profile of the Municipality of Graçanica	38

Executive Summary

The purpose of these profiles of municipalities of the Prishtina Region is to be used as an incentive for opening a public debate, and for supporting municipal and national decision-makers in formulating and applying the policies that will address the needs of the young population belonging to the age-group 15-29 years.

With this goal, KIPRED has summarized the data on the structure of the population and demographic shifts, on the level and structure of education, culture and sport, on religious structure, including the number of religious sites and clerics, violent extremism, the level of criminality, the structure of the population according to economic activity, municipal budgets and the support they provide for youth activities, in the municipalities of Prishtina, Podujeva, Glogoc, Lipjan, Fushë Kosova, Obiliq, and Graçanica.

The data show that, with the exception of the municipalities of Prishtina and Fushë Kosova, the majority of the population of this region belonging to the age group 15–29 years lives in the rural parts of these municipalities. The highest level of education is in the Municipality of Prishtina, after which comes the Municipality of Graçanica, the Municipality of Fushë Kosova, the Municipality of Glogoc, the Municipality of Lipjan, and the Municipality of Podujeva, while the Municipality of Obiliq is the weakest one in the region in terms of educational level.

The Municipality of Prishtina has a solid cultural and sport infrastructure for youth, meanwhile, in other municipalities of this region, this infrastructure is considerably weaker.

In the Municipality of Prishtina, the mosques per inhabitants ratio in the villages is 0.5 mosques per 1000 inhabitants, meanwhile, in the city is 0.17 mosques per 1000 inhabitants; in the Municipality of Podujeva this ratio is 0.6 mosques per 1000 inhabitants in the villages, and 0.13 mosques per 1000 inhabitants in the city; in the Municipality of Glogoc, 0.3 mosques per 1000 inhabitants in the villages, and 0.16 mosques per 1000 inhabitants in the city; in the Municipality of Lipjan, 0.61 mosques per 1000 inhabitants in the villages, and 0.14 mosques per 1000 inhabitants in the city; in the Municipality of Fushë Kosova, 0.8 mosques per 1000 inhabitants in the villages, and 0.1 mosques per 1000 inhabitants in the

city; in the Municipality of Obiliq, 1.1 mosques per 1000 in the villages, and 0.3 mosques per 1000 inhabitants in the city; and, in the Municipality of Graçanica, 0.1 mosques per 1000 inhabitants.

The number of individuals who have joined foreign wars, namely, the terrorist organizations in Iraq and Syria, for the Municipality of Prishtina is 0.3 per 1000 inhabitants, for the Municipality of Podujeva is 0.03 individuals per 1000 inhabitants, for the Municipality of Gllogoc is 0.01 individuals per 1000 inhabitants, for the Municipality of Lipjan 0.2 individuals per 1000 inhabitants, for the Municipality of Fushë Kosova 0.17 individuals per 1000 inhabitants, for the Municipality of Obiliq 0.23 individuals per 1000 inhabitants, and the Municipality of Graçanica has no such cases. In general, the economic condition of these individuals is mainly poor, and they generally have low and medium level of education.

The number of penal deeds per 1000 inhabitants is highest in the Municipality of Graçanica, 48, and the lowest in the Municipality of Podujeva, 11, meanwhile, in Prishtina this figure is 31, in the Municipality of Fushë Kosova 36, the Municipality of Lipjan and of Obiliq 15, and in the Municipality of Gllogoc 12.

In the Municipality of Prishtina 2.5% of the population is in a hard economic condition, living from social assistance, meanwhile, 5.9% have pensions as their major source of living; in the Municipality of Podujeva 4% of the population lives from social assistance, and 5.8% from pensions; in the Municipality of Gllogoc, 7.1% of the population lives from social assistance, and 6.8% from pensions; in the Municipality of Lipjan, 7.9% of the population lives from social assistance, and 6.7% from pensions; in the Municipality of Fushë Kosova 8.2% of the population lives from social assistance, and 5.5% from pensions; in the Municipality of Obiliq, 8.9% of the population lives from social assistance, and 5.3% from pensions; and, in the Municipality of Graçanica, 4% of the population lives from social assistance, and 10% from pensions.

Regarding the capital expenses and subsidies for culture, sports, and youth, these in Prishtina present 19.2% of the total value of capital expenses and subsidies, in the Municipality of Podujeva 2.8%, in that of Gllogoc 6%, in that of Lipjan 11.7%, in that of Fushë Kosova 5.1%, in that of Obiliq 10.6%, and in that of Graçanica 2.2%. Except for the

Municipality of Prishtina, these expenses are not even near to fulfilling the needs for extra-curricular activities of the youth of these municipalities.

Eventually, the following table provides a summarized overview of the socio-economic data for the municipalities of the Prishtina region.

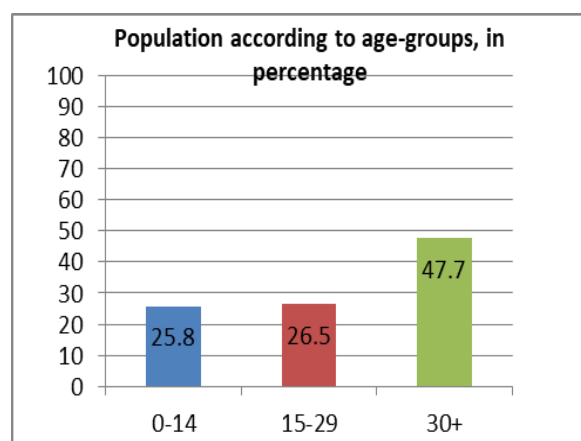
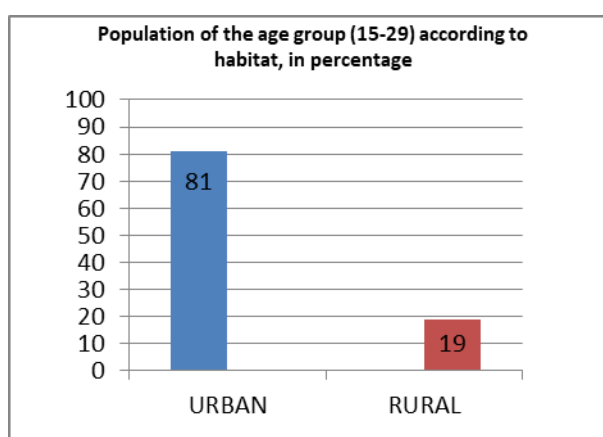
	Prishtina	Podujeva	Drenasi	Lipjani	Fushë Kosova	Obiliqi	Graçanica
Population	198897	88499	58531	57605	34827	21549	10675
Age-Group 15-29	26.5%	27.5%	29.7%	27.5%	26.6%	27.1%	25.2%
Living in the city	81.0%	26.4%	10.3%	11.9%	51.5%	31.5%	*
Living in the villages	19.0%	73.6%	89.7%	88.1%	48.5%	68.5%	100.0%
Level of Education							
Illiterate (in 1,000 inhabitants)	29	49	38	51	59	43	26
Without elementary education (in 1,000 inhabitants)	75	112	90	92	114	103	76
Elementary school (in 1,000 inhabitants)	359	527	517	528	425	454	377
Secondary school (in 1,000 inhabitants)	379	304	332	303	369	387	452
Undergraduate and graduate studies (in 1,000 inhabitants)	185	55	60	56	92	54	94
Elementary and secondary school institutions	72	59	32	54	16	18	3
Religion							
Mosques	46	41	18	32	15	18	1
Islamic clerics	52	43	16	34	18	20	1
Catholic churches	2	*	1	2	*	*	*
Catholic clerics	9	*	*	1	*	*	*
Protestant churches	2	*	1	*	*	*	*
Protestant clerics	25	1	2	4	5	1	1
Orthodox churches	1	*	*	3	2	3	12
Foreign Terrorist Fighters	58	3	1	11	6	5	
Average age	19-50	20-30	20-25	19-50	19-50	20-30	*
Level of education	Low/Medium	Low/Medium	Medium	Medium	Medium	Medium	*
Economic condition	Poor	Poor	Poor	Poor	Poor	Poor	*
Criminality (penal deeds/1,000 inhabitants)	31	11	12	15	36	15	48
Economic condition							
Economically active population	51.2%	35.9%	40.3%	39.8%	47.8%	46.3%	50.3%
From them employed	72.3%	50.4%	44.0%	50.8%	63.9%	53.3%	63.1%
With social assistance	2.5%	3.9%	7.1%	7.9%	8.2%	8.9%	4.0%
Dependent on pensions	5.9%	5.8%	6.8%	6.7%	5.5%	5.3%	9.9%
Municipal Budget (€)	91.5 mill.	24 mill.	16.5 mill.	18 mill.	12.6 mill.	11.4 mill.	8.1 mill.
Capital expenses and subsidies	38.9%	30.8%	30.0%	30.0%	41.0%	49.8%	33.6%
Capital expenses and subsidies for youth	19.2%	2.8%	6.0%	11.7%	5.1%	10.8%	2.2%

The Profile of the Municipality of Prishtina

Facts and Figures

- **The structure of the population and the demographic shifts**

Prishtina is the largest municipality of Kosovo and its capital. The data of the population census of the year 2011 show that the Municipality of Prishtina has had 198,897 inhabitants, and that until the year 2018 this figure has increased for 15,791 inhabitants, which means that the Municipality of Prishtina now has 214,688 inhabitants.¹ According to ethnic background, 97.7% of the inhabitants of Prishtina are Albanians, 1% are Turks, 0.3% are Ashkalis, and 1% belong to other ethnic groups. Gender ratio of the population is 49.9% male and 50.1% female.



This analysis is focused on youth, specifically on the age-group 15–29 years, which constitutes 26.5% of the total population of the municipality, when compared with the age-groups 0-14 years (12.8%), and 30-80 years (47.7%).² The population census shows that the

¹ Vlerësim, Popullsia e Kosovës [Assessment, The Population of Kosovo], Agjencia e Statistikave të Kosovës [The Kosovo Agency for Statistics]. Link:

<http://ask.rksgov.net/media/4118/vlersimi-i-popullsisë-2017.pdf>

² Popullsia sipas përkatësisë etnike 2011 [Population According to Ethnic Background, 2011], Platforma Online [Online Platform] ASK Data, Agjencia e Statistikave të Kosovës.

largest number of young people in the Municipality of Prishtina (81%) live in the city, meanwhile, the other part (19%) lives in the villages of the municipality.³

- **The level and structure of education, culture, and sport**

The data regarding the level of education and literacy for the population aged 10 years and above, show that on 1000 inhabitants, 29 are illiterate, 75 did not complete any level of education, 359 have completed only the elementary school, 379 have completed high school, and 186 have completed undergraduate and graduate studies.⁴

The Municipality of Prishtina has a total of 72 elementary and secondary schools, with 2460 teachers,⁵ with a ratio of 1 school per 1000 inhabitants of the age up to 19 years.

In the municipality of Prishtina there are 105 registered sport clubs,⁶ which conduct their activities in the facilities and sport fields that exist in this municipality, such as the National Stadium “Fadil Vokrri,” the Stadium “Flamurtari,” the Stadium “Besëlidhja” in Llukar, the football field in Hajvalia, the closed sport halls in the Youth Palace, and 18 open public sport grounds, without including here the sport halls and grounds in elementary and secondary schools of the municipality.⁷ Regarding the cultural facilities, under the municipal management is the City Library “Hivzi Sulejmani” with the headquarters in Prishtina, which has four branches in the city and six others in the villages of the municipality,⁸ the City Theatre “Dodona,” and the Children’s Cultural Center. Meanwhile, under the management of the Ministry of Culture, Youth and Sports of Kosovo are the National Library of Kosovo

³ Popullsia sipas moshave dhe llojit të vendbanimit [The population according to age and type of habitat], Platforma Online ASK Data, Agjencia e Statistikave të Kosovës.

⁴ Popullsia e moshës 10 vjeçe e mbi sipas nivelit të arsimimit (2011) [Population of the age 10 years and above according to the level of education (2011)], Platforma Online ASK Data, Agjencia e Statistikave të Kosovës.

⁵ Statistikat e Arsimit në Kosovë 2017/2018 [Statistics on Education in Kosovo 2017/2018], Agjencia e Statistikave të Kosovës, Ministria e Arsimit, Shkencës dhe Teknologjisë [The Ministry of Education, Science and Technology]: <http://ask.rks-gov.net/media/4145/stat-e-arsimit-2017-2018-shqip.pdf>

⁶ The List of Sport Clubs in the Municipality of Prishtina, 2020:L

[https://prishtinaonline.com/uploads/lista_e_klubeve_publike_sportive%20\(1\).pdf](https://prishtinaonline.com/uploads/lista_e_klubeve_publike_sportive%20(1).pdf)

⁷ The Sports and Recreative Spaces in the Municipality of Prishtina, 2020:

https://prishtinaonline.com/uploads/investimet_kapitale_-_sport.pdf

⁸ Libraries, Prishtina Online, 2020, <https://prishtinaonline.com/drejtore/kultures-rinise-dhe-sportit/kulture/bibliotekat>,

“Pjetër Bogdani,” The Kosovo’s Museum, the Ethnological Museum, the National Theatre, the Kosovo’s Gallery of Arts, and the Gallery of the Ministry of Culture.⁹

The religious structure

In terms of religious background, 97.2% of the population of Prishtina have declared themselves to be of Islamic creed, meanwhile, from the other part, 0.24% have declared themselves to be of Orthodox creed, 0.58% of Catholic creed, and 1.5% are persons without any religious background, as well as those who preferred to don’t provide any answer into this question.¹⁰

In the territory of the municipality of Prishtina there are 46 functional mosques, 28 out of which are in the city, and 18 are located in the villages. The number of Islamic clerics is 52.¹¹ It should be stressed that during the time period 2011-2018, there were 29 new mosques that entered into the service of Islamic believers.¹² The mosques per inhabitants ratio is 0.5 mosques per 1000 inhabitants in the villages, meanwhile, this ratio in the city is 0.17 mosques per 1000 inhabitants. There are also three associations acting under the authority of Islamic Community of Kosovo (BIK) in this municipality, where one is humanitarian, the second is for youth, and the third is for women.¹³ Catholic believers have at their service a Cathedral, one catholic church, and nine clerics of the Kosovo’s Eparchy, the Protestant believers have two Protestant churches and 25 Protestant clerics,¹⁴ meanwhile, the Orthodox believers have at their service one Orthodox church.¹⁵

- **Violent extremism**

According to data from Kosovo Police, there were 58 individuals from the municipality of Prishtina who had joined terrorist groups in Syria and Iraq, that is, 0.3 individuals per 1000 inhabitants. The data on personal backgrounds of these individuals show that they have a

⁹ The Ministry of Culture, Youth, and Sports of Kosovo, 2020: <https://www.mkrs-ks.org/?page=1,119>

¹⁰ Popullsia sipas gjinisë, religjionit dhe komunës 2011 [Population according to gender, religion and municipality], Platforma Online ASK Data, Agjencia e Statistikave të Kosovës.

¹¹ Data from Islamic Community of Kosovo (BIK), July 7th, 2018.

¹² Organisation for Security and Cooperation in Europe, Prishtina Municipal Profile (2011).

¹³ Data from Islamic Community of Kosovo (BIK), July 7th, 2018.

¹⁴ Data from Kosovo’s Eparchy, July 19th, 2018, and from the Community of Kosovo’s Protestant Church, July 20th, 2018.

¹⁵ Organisation for Security and Cooperation in Europe, Prishtina Municipal Profile (2018), https://www.osce.org/files/f/documents/2/2/13127_1.pdf

low and medium level of education, and that they are of poor economic condition. Regarding their gender and age, 42 from these individuals are male, and 16 are female, and their age varies from 19 up to 50 years. It should be also stressed that in the municipality of Prishtina there are 16 individuals who were arrested for terrorist activity and for other acts that are related to such activity.¹⁶

We should stress here that there is no public evidence that shows that the Municipal Council of Prishtina did hold even a single meeting for discussing this security problem.¹⁷

- **The level of criminality**

The statistics for the level of criminality in the Municipality of Prishtina show that during the previous year (2019) there were 6218 penal deeds committed,¹⁸ which means 31 penal deeds per 1000 inhabitants, a figure that reflects a high level of criminality. The largest number of the penal deeds committed belong to the categories of deeds against wealth (3270), and of deeds against life and body (1378).¹⁹

- **The structure of population according to economic activity**

Statistical data (2011) for the Municipality of Prishtina show that from 147,494 persons above 15 years of age, 51.2% are economically active – and 72.3% of them are employed. As economically inactive were declared 48.8% of the population above 15 years of age.²⁰ The structure of the employed part of the population according to education, for the age-group 15-29 years, is given in the graph below.

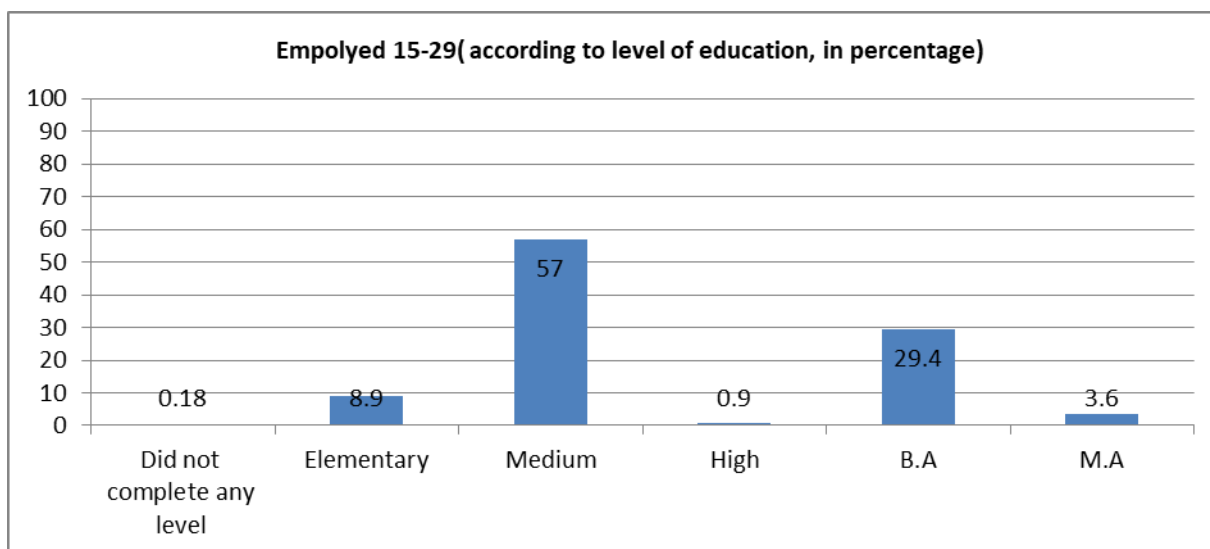
¹⁶ Data from the Office for Information and Public Relations, Kosovo Police, May 28th, 2020.

¹⁷ See the proceedings of the Municipal Council of Prishtina. <https://kk.rks-gov.net/prishtine/category/procesverbalet/ekstraktet-e-procesverbaleve-te-kuvendit/>

¹⁸ Data from the Office for Information and Public Relations, Kosovo Police, May 28th, 2020.

¹⁹ Ibid.

²⁰ Popullsia e moshës 15 vjeç e mbi sipas statusit të aktivitetit aktual (2011) [The population of the age 15 years and above according to the status of actual activity (2011)], Platforma Online ASKDATA, Agjencia e Statistikave të Kosovës.



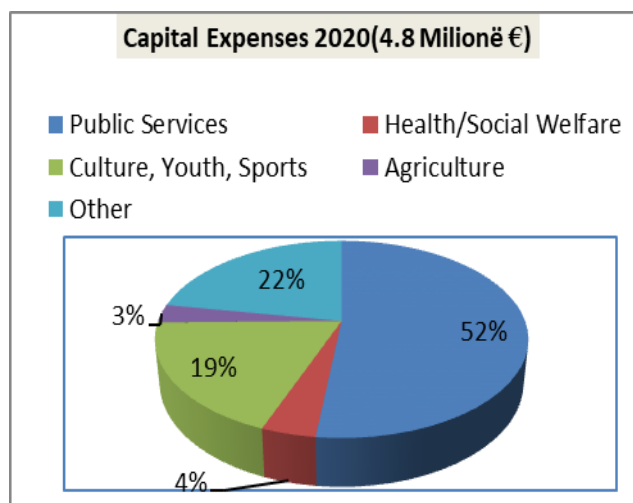
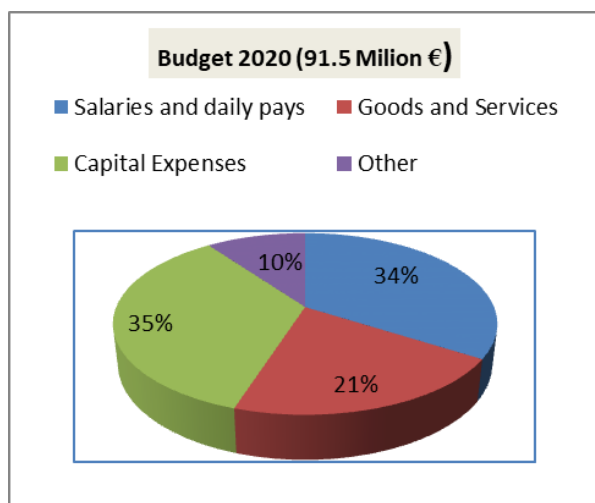
Regarding the citizens that are not economically active, 40.7% of them have mentioned as a reason for this the continuation of education, meanwhile, 34.7% have stated that they are taking care for family or the household. It should be stressed here that 2.5% of the population is in hard economic condition, living from social assistance, meanwhile, 5.9% of them have stated that they have pensions as major source of living.²¹

- **Municipal Budget and the support for youth activities**

For the year 2020, the Municipality of Prishtina has a budget of around 91.5 million €. The incomes into the budget come predominantly from governmental allocations which constitute around 68% of its total, and the Municipality generates another 32% from the revenues of its own. Around 34.6% of the total budget is spend for the category of salaries and daily pays. The category of goods and services takes part with around 20.8%, meanwhile, the part that is assigned to capital investments is around 34.8% of the total amount.²²

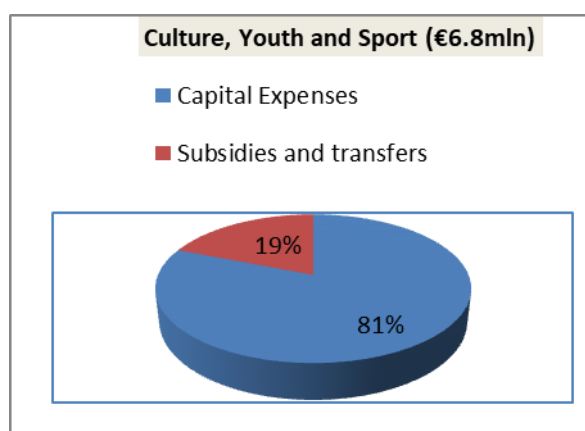
²¹ Popullsia sipas burimit kryesor të jetesës (2011) [The population according to the major source of income (2011)], Platforma Online ASKDTA, Agjencia e Statistikave të Kosovës.

²² Ligji mbi ndarjet buxhetore për Buxhetin e Republikës së Kosovës për vitin 2020 [The Law on the distribution of the Budget of the Republic of Kosovo for the year 2020], Ministria e Financave [The Ministry of Finances], <https://mf.rks-gov.net/desk/inc/media/23991BEA-4CD9-40B3-94D3-EA192C572464.pdf>.



If we analyze the budget in comparison to capital investments and subsidies for the support of culture, youth, and sports, more particularly, to infrastructure and the activities that are related to youth, we will see that the budget presents in a satisfactory manner this group of the population (the age-group 15-29 years), which presents 26.5% of the overall population of the municipality of Prishtina.

In the budget for the year 2020, 7.47% (6,844,000 €) of the total budget is foreseen to be spend in a way that will have an impact on youth, and these expenses are categorized within the category of capital investments and subsidies, by constituting 19.2% of these expenses. Furthermore, 19.4% of this amount is assigned for subsidies and transfers, and 80.6% for capital investments.²³



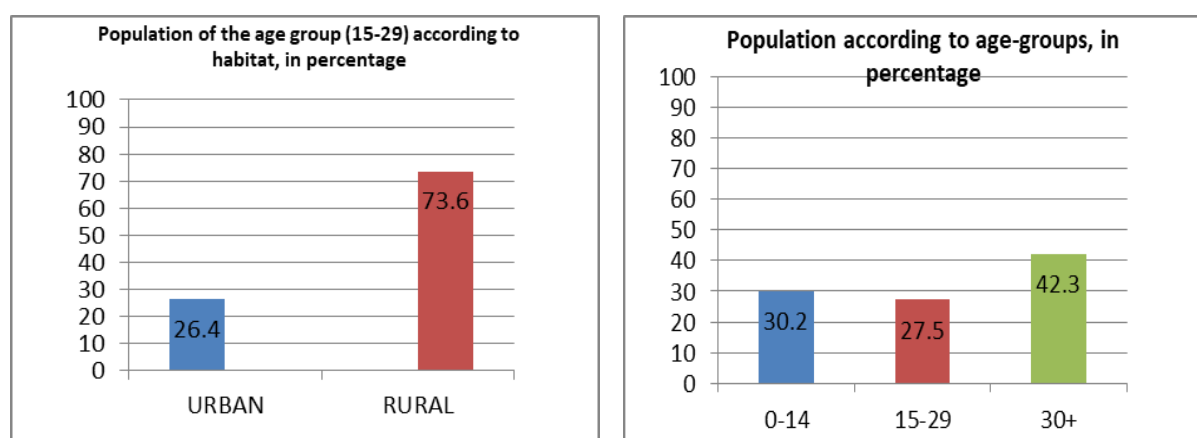
²³ Ibid.

The Profile of the Municipality of Podujeva

Facts and Figures

- **The structure of the population and demographic shifts**

In terms of the population size, Podujeva is the second municipality in the Prishtina Region. The data of the population census of the year 2011 show that Municipality of Podujeva has had 88,499 inhabitants; meanwhile, until 2018 this figure has decreased for 5706, which means that now Podujeva has 82,793 inhabitants.²⁴ According to ethnic background, 98.9% of the inhabitants of Podujeva are Albanians, 0.8% are Ashkalis, and 0.3% belong to other ethnic groups. The population gender ratio is 50.8% male, and 49.2% female.



This analysis is focused on youth, more particularly on the age-group 15-29 years, and this group presents 27.5% of the overall population, that is, in comparison to the age-groups 0-14 years (30.2%) and 30-80 years (42.3%).²⁵ The population census shows that the largest

²⁴ Vlerësim, Popullsia e Kosovës [Assessment, The Population of Kosovo], Agjencia e Statistikave të Kosovës [Kosovo Agency for Statistics]. Link: <http://ask.rks.gov.net/media/4118/vlersimi-i-popullise-2017.pdf>

²⁵ Popullsia sipas përkatësisë etnike 2011 [Population according to ethnic background 2011], Platforma Online [Online Platform], ASK Data, Agjencia e Statistikave të Kosovës.

number of young people in the Municipality of Podujeva (73.6%) lives in the villages, meanwhile, the other part (26.4%) lives in the city.²⁶

- **The level and the structure of education, culture, and sports**

The data on the level of education and literacy for the population older than 10 years of age show that in 1000 inhabitants, 49 are illiterate, 112 have not completed any level of education, 527 have completed only the elementary school, 304 have completed secondary school, and 55 have completed undergraduate and graduate studies.²⁷

The Municipality of Podujeva has 62 elementary and secondary schools, with 1161 teachers,²⁸ and it has the ratio of 1.7 schools per 1000 inhabitants of the age up to 19 years.

There are 18 functioning sport clubs and 6 sport schools in the municipality of Podujeva, and they have at their disposal 3 large football fields, 17 futsal fields, one gym and two sport complexes. Also, the municipality has one library, one youth center and one theater.²⁹

- **Religious structure**

In terms of religious background, 99.7% of the population of Podujeva have declared themselves to be of Islamic creed, meanwhile, the other part of 0.3% of inhabitants are of Catholic creed, of Orthodox creed, without religious background, as well as those who have preferred not to answer.³⁰

In the territory of the municipality of Podujeva there are 41 functional mosques, 3 of which are in the city, and 38 are located in the villages. The number of Islamic clerics is 43.³¹ It should be stressed here that during the time period 2011-2018 there were eight new

²⁶ Popullsia sipas moshave dhe llojit të vendbanimit [The population according to age and type of habitat], Platforma Online ASK Data, Agjencia e Statistikave të Kosovës.

²⁷ Popullsia e moshës 10 vjeçe e mbi sipas nivelit të arsimimit (2011) [Population of the age 10 years and above according to the level of education (2011)], Platforma Online ASK Data, Agjencia e Statistikave të Kosovës.

²⁸ Statistikat e Arsimit në Kosovë 2017/2018 [Statistics on Education in Kosovo 2017/2018], Agjencia e Statistikave të Kosovës, Ministria e Arsimit, Shkencës dhe Teknologjisë [The Ministry of Education, Science, and Technology]. <http://ask.rks-gov.net/media/4145/stat-e-arsimit-2017-2018-shqip.pdf>

²⁹ Infrastruktura Kulturore dhe Sportive në Komunën e Podujevës [Cultural and Sport Infrastructure in the Municipality of Podujeva]. Data delivered by the Directorate of Culture in the Municipality of Podujeva, August 2d, 2018.

³⁰ Popullsia sipas gjinisë, religjionit dhe komunës 2011 [Population according to gender, religion and municipality], Platforma Online ASK Data, Agjencia e Statistikave të Kosovës.

³¹ Data from the Islamic Community of Kosovo (BIK), July 7th, 2018.

mosques that have entered into the service of Islamic believers.³² The ratio mosques per inhabitants in the villages is 0.6 mosques per 1000 inhabitants, meanwhile, this ratio is 0.3 mosques per 1000 inhabitants in the city. There are three associations under the authority of Islamic Community of Kosovo (BIK) which are active in this municipality, where one is humanitarian, one is for youth, and the third for women.³³ Protestant believers have at their service one church and two Protestant clerics.³⁴

- **Violent extremism**

According to data from Kosovo Police, there were three individuals from the municipality of Podujeva who had joined the terrorist groups in Syria and Iraq, which is 0.03 individuals per 1000 inhabitants. The data on personal background of these individuals show that they have low and medium level of education, and that they are of poor economic condition. Regarding their gender, two are female, and one is male, and their age varies from 20 to 30 years. It should also be stressed that in the municipality of Podujeva there were two individuals who were arrested for terrorist activity, or for other acts related to this activity.³⁵

It should be stressed as well that there is no public evidence that shows that the Municipal Council of Podujeva did hold even a single meeting for discussing this security problem.³⁶

- **The level of criminality**

Statistics on the level of criminality in the Municipality of Podujeva show that during the previous year (2019) there were 950 penal deeds committed in this municipality,³⁷ that is 11 penal deeds per 1000 inhabitants, a figure that reflects a medium level of criminality. The largest number of these deeds belong to the categories of deeds against wealth (454) and against life and body (235).³⁸

The structure of the population according to economic activity

³² Organisation for Security and Cooperation in Europe, Podujeva Municipal Profile (2011).

³³ Data from the Islamic Community of Kosovo (BIK), July 7th, 2018.

³⁴ Data from the Community of the Protestant Church of Kosovo, July 20th, 2018.

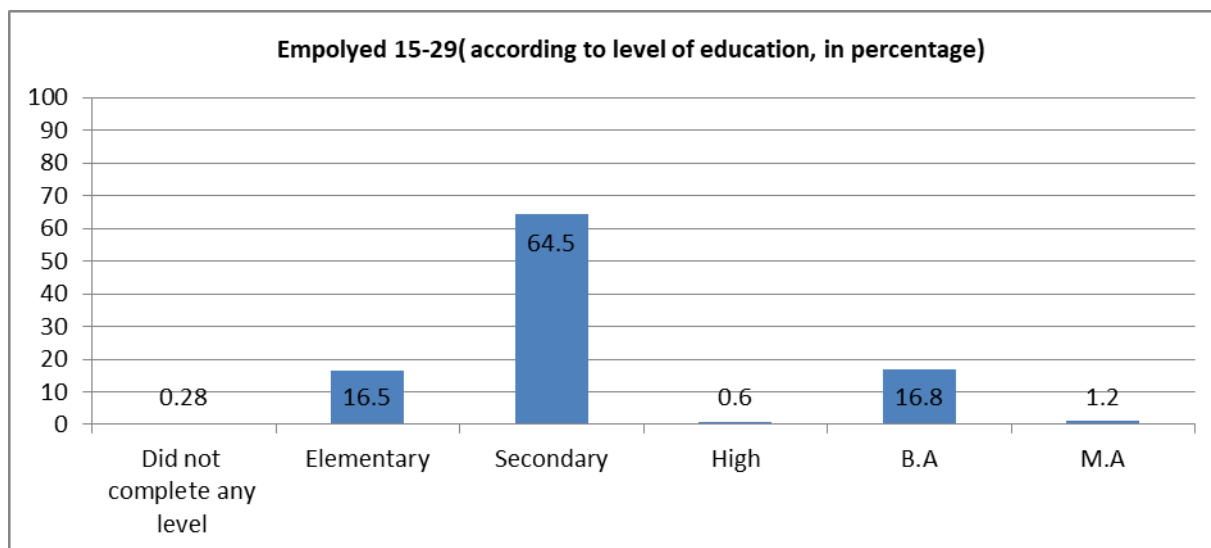
³⁵ Data from the Office for Information and Public Relations, Kosovo Police, May 19th, 2020.

³⁶ See the proceedings of the Municipal Council of Podujeva. <https://kk.rks-gov.net/podujeve/category/procesverbalet/?page=NaN>

³⁷ Data from the Office for Information and Public Relations, Kosovo Police, May 19th, 2020.

³⁸ Ibid.

The statistical data (2011) for the Municipality of Podujeva show that from 61,691 persons of the age above 15 years, only 35.9% are economically active – and only 50.4% of them are employed. Economically inactive were declared 49.6% of the population of the age above 15 years.³⁹ The structure of the employed part of the population, according to education, for the age-group 15-29 years, is given in the graph below.



Regarding the citizens that are not economically active, 50.4% of them have declared that they take care for their families and households, meanwhile, 29.6% of them have declared as a reason for this the continuation of education. It should be stressed here that 3.9% of the population is in hard economic condition, living from social assistance, meanwhile, 5.8% of them have pensions as their major source of living.⁴⁰

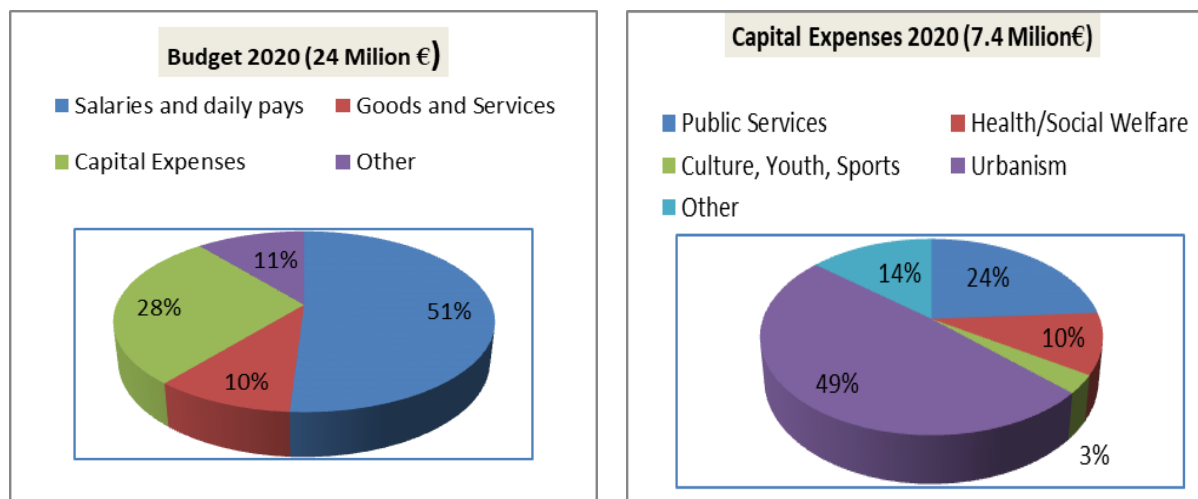
- **The Municipal Budget and support for youth activities**

For the year 2020, the Municipality of Podujeva has a budget of around 24 million €. The incomes into the budget come predominantly from the governmental grants, which constitute around 94.1% of its total, meanwhile, around 5.9% of the budget is generated by the municipality, from the revenues of its own. Around 50.8% of the budget is spend for the

³⁹ Popullsia e moshës 15 vjeç e mbi sipas statusit të aktivitetit aktual (2011) [The population of the age 15 years and above according to the status of actual activity (2011)], Platforma Online ASKDATA, Agjencia e Statistikave të Kosovës.

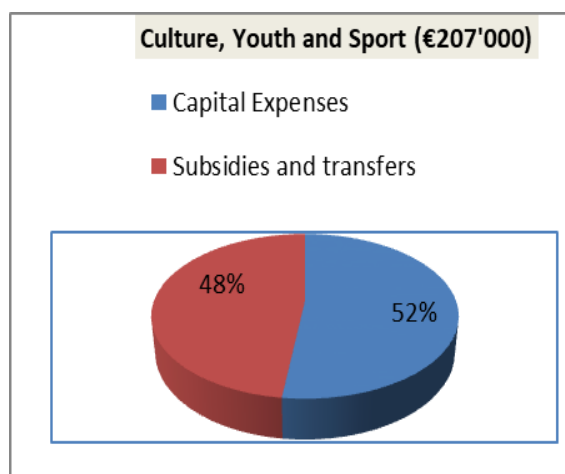
⁴⁰ Popullsia sipas burimit kryesor të jetesës (2011) [The population according to the major source of income (2011)], Platforma Online ASKDATA, Agjencia e Statistikave të Kosovës.

category of salaries and daily pays. The category of goods and services takes part with around 9.63%, meanwhile, the part that is assigned to capital investments is around 28% of the municipal budget.



If we analyze the budget in relation to capital investments and subsidies for the support of culture, youth and sports, more particularly with the infrastructure and activities that are related to youth, we will see that the budget does not reflect in any meaningful way the needs of this group of population (age-group 15-29 years), which constitutes 27.5% of the overall population of the Municipality of Podujeva.

Only 0.86% (207,138 €) of the total budget for the year 2020 is foreseen to be spend in a way that will have an impact on youth, and this amount is categorized within the capital expenses and subsidies, by constituting 2.8% of these expenses. Furthermore, 48.3% of this amount is assigned for subsidies and transfers, meanwhile, 51.7% for capital expenses.⁴¹



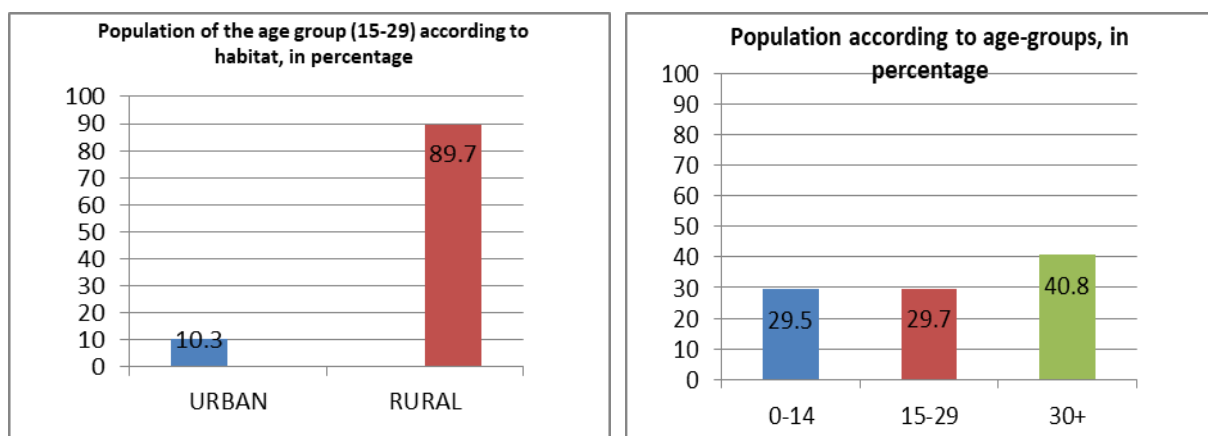
⁴¹ Ibid.

The Profile of the Municipality of Glogoc

Facts and Figures

- **The structure of the population and demographic shifts**

In terms of the population size, the Municipality of Glogoc is the third municipality in the Prishtina Region. The population census data of the year 2011 show that the Municipality of Glogoc has had 58,531 inhabitants, meanwhile, and until the year 2018 this figure has increased for 2439, which means that Glogoc now has 60,970 inhabitants.⁴² According to ethnic background, 99.8% of the inhabitants of Glogoc are Albanians, and the other 0.2% belong to other ethnical groups. Gender ratio is 50.8% male and 49.2% female.



This analysis is focused on youth, more particularly on the age-group 15-29 years, and they present 29.7% of the overall population, that is, in relation to age-groups 0-14 years (29.5%), and 30-80 years (40.8%).⁴³ The population census shows that the largest number of young people in the Municipality of Glogoc (89.7%) live in the villages, meanwhile, the other part (10.3%) lives in the city.⁴⁴

⁴² Vlerësim, Popullsia e Kosovës , Agjencia e Statistikave të Kosovës. Link: <http://ask.rks.gov.net/media/4118/vlersimi-i-popullsise-2017.pdf>

⁴³ Popullsia sipas përkatësisë etnike 2011, Platforma Online ASK Data, Agjencia e Statistikave të Kosovës.

⁴⁴ Popullsia sipas moshave dhe llojit të vendbanimit, Platforma Online ASK Data, Agjencia e Statistikave të Kosovës.

- **The level and the structure of education, culture and sport**

The data on the level of education and literacy for the population of the age above 10 years show that in 1000 inhabitants, 38 are illiterate, 90 have not completed any level of education, 517 have completed only the elementary school, 332 have completed the secondary school, and 60 have completed undergraduate and graduate studies.⁴⁵

The Municipality of Glogoc has a total of 32 elementary and secondary schools, with 745 teachers,⁴⁶ with a ratio of 1.38 schools in 1000 inhabitants of the age up to 19 years.

There are 30 sport clubs that are functional in the municipality of Glogoc, which have at their disposal three stadiums, three sport fields, and a sports gym. Also, there are four libraries, one culture house and for cultural associations that function in the municipality.⁴⁷

- **Religious structure**

In terms of religious background, 99% of the population of Glogoc declared themselves of Islamic creed, meanwhile, from the other 1%, , 0.3% are of Catholic creed, and 0.7% have preferred not to answer this question.⁴⁸

In the territory of the Municipality of Glogoc there are 18 functional mosques, one of which is in the city, and 17 are located in the villages. The number of Islamic clerics is 16.⁴⁹ It should be stressed here that during the time period 2011-2018 there were three new mosques that entered into the service of Islamic believers of the municipality.⁵⁰ The ratio mosques per inhabitants in the villages is 0.3 mosques per 1000 inhabitants, and in the city 0.16 mosques per 1000 inhabitants. There are three associations under the authority of Islamic Community of Kosovo (BIK) which are active in this municipality, where one is humanitarian, one is for youth, and the third is for women.⁵¹ Catholic believers have at their

⁴⁵ Popullsia e moshës 10 vjeçe e mbi sipas nivelit të arsimit (2011), Platforma Online ASK Data, Agjencia e Statistikave të Kosovës.

⁴⁶ Statistikat e Arsimit në Kosovë 2017/2018, Agjencia e Statistikave të Kosovës, Ministria e Arsimit, Shkencës dhe Teknologjisë. <http://ask.rks-gov.net/media/4145/stat-e-arsimit-2017-2018-shqip.pdf>

⁴⁷ Cultural and Sport Infrastructure in the Municipality of Glogoc. Data delivered by the Directorate of Culture in the Municipality of Glogoc, June 2020.

⁴⁸ Popullsia sipas gjinisë, religjionit dhe komunës 2011, Platforma Online ASK Data, Agjencia e Statistikave të Kosovës.

⁴⁹ Data from the Islamic Community of Kosovo (BIK), July 7th, 2018.

⁵⁰ Organisation for Security and Cooperation in Europe, Drenas Municipal Profile (2011).

⁵¹ Data from the Islamic Community of Kosovo (BIK), July 7th, 2018.

service one Catholic church, meanwhile, the Protestant believers have at their service one church and two Protestant clerics.⁵²

- **Violent extremism**

According to the data of Kosovo Police, there was one individual from the municipality of Glogoc who had joined the terrorist groups in Syria and Iraq, which is 0.01 individuals per 1000 inhabitants. The data on personal background of this individual show that he has a medium level of education, and that he is of poor economic condition. He belongs to the age-group 20-25 years. It should be also stressed that there are two individuals in the municipality of Glogoc who were arrested for terrorist activity or for other acts related to such an activity.⁵³

It should be stressed as well that there is no public evidence which shows that the Municipal Council of Glogoc so far did hold even a single meeting for discussing this security problem.⁵⁴

- **The level of criminality**

The statistics on the level of criminality show that during the previous year (2019) there were 717 penal deeds committed in the municipality of Glogoc,⁵⁵ which means 12 penal deeds per 1000 inhabitants, a figure that reflects a medium level of criminality. The largest number of these penal deeds belong to the categories of deeds against wealth (361), and deeds against life and body.⁵⁶

- **The structure of the population according to economic activity**

Statistical data (2011) for the Municipality of Glogoc show that from 61,691 persons of the age above 15 years, only 40.3% are economically active – and that only 44% of them are employed. Economically inactive were declared 59,7% of the population above 15 years.⁵⁷

⁵² Data from the Community of the Protestant Church of Kosovo, July 20th, 2018.

⁵³ Data from the Office for Information and Public Relations, Kosovo Police, May 19th 2020.

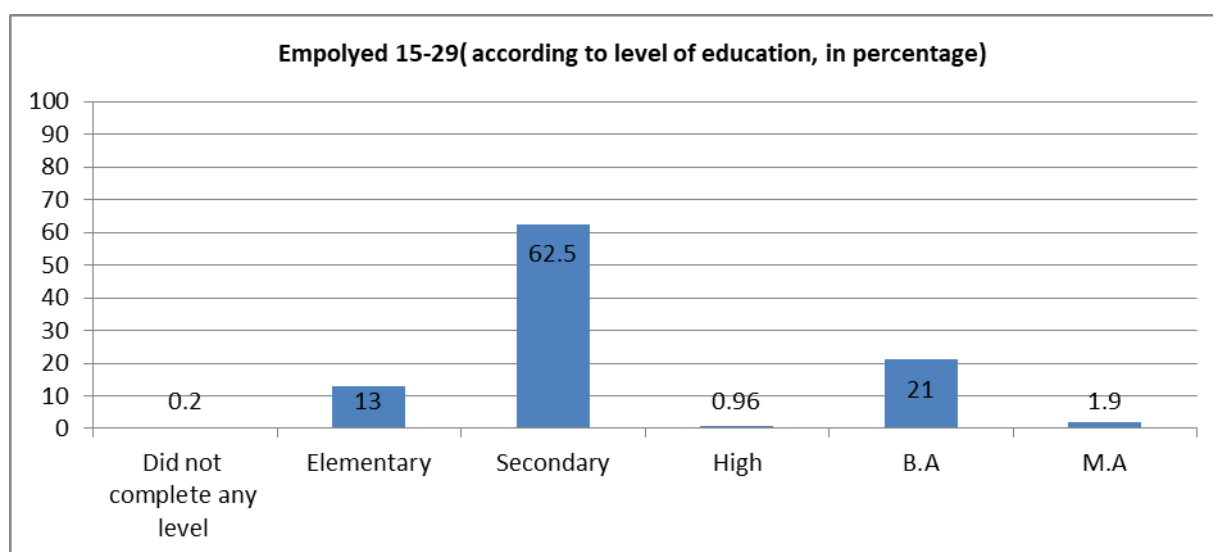
⁵⁴ See proceedings of the Municipal Council of Drenas, <https://kk.rks-gov.net/glogoc/category/dokumentet-e-kuvendit/prrocesverbalet-e-kuvendit/>

⁵⁵ Data from the Office for Information and Public Relations, Kosovo Police, May 19th 2020.

⁵⁶ Ibid.

⁵⁷ Popullsia e moshës 15 vjeç e mbi sipas statusit të aktivitetit aktual (2011), Platforma Online ASKDATA, Agjencia e Statistikave të Kosovës.

The structure of the employed part of the population, according to education, for the age-group 15-29 years is given in the graph below.



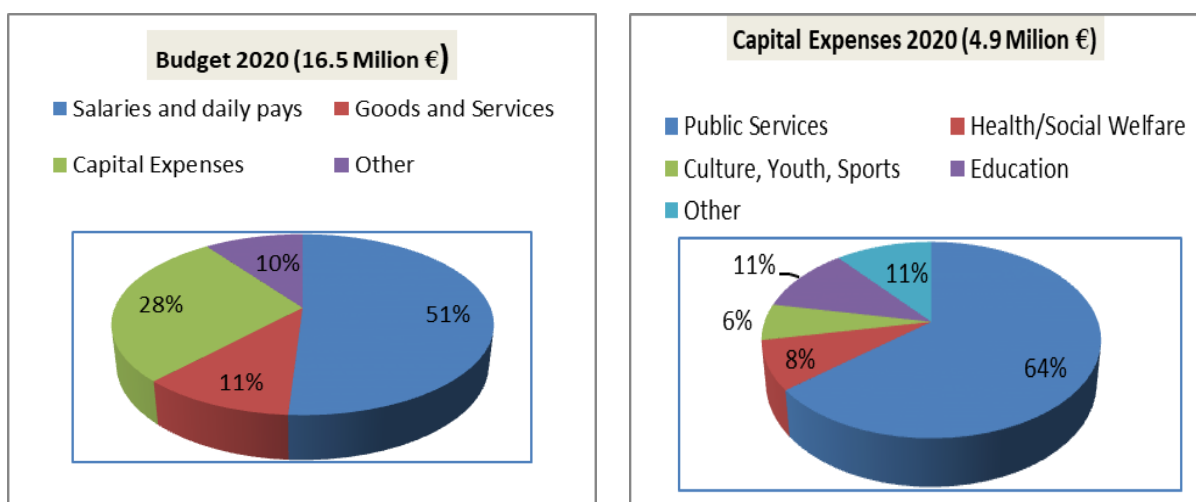
Regarding the citizens who are not economically active, 49.5% have stated that they take care for the family and the household, meanwhile, 32.9% of them mentioned as a reason the continuation of education. It should be stressed here that 7.1% of the population is in hard economic condition, living from social assistance, meanwhile, 6.8% have pensions as their major source of living.⁵⁸

- **Municipal Budget and the support of youth activities**

For the year 2020, the Municipality of Glogoc has a budget of around 16.5 million €. The incomes into the budget come predominantly from governmental allocations, which present 91.5% of its total, meanwhile, 8.5% of the budget is generated by the Municipality, from the revenues of its own. Salaries and daily pays are a category that constitute around 51.2% of the total budget. The category of goods and services takes part with 10.8%, meanwhile, the part assigned to capital investments is around 28.4% of the total amount.⁵⁹

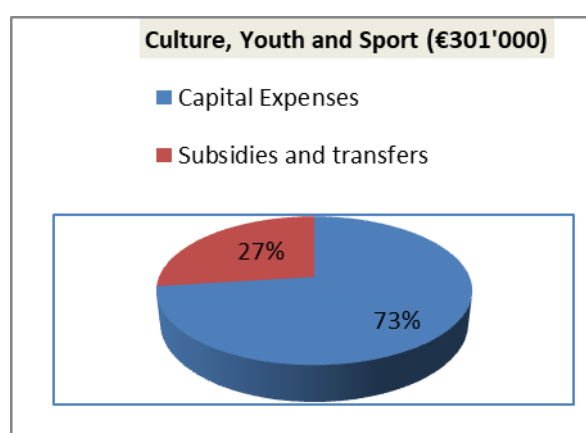
⁵⁸ Popullsia sipas burimit kryesor të jetesës (2011), Platforma Online ASKDTA, Agjencia e Statistikave të Kosovës.

⁵⁹ Ligji mbi ndarjet buxhetore për Buxhetin e Republikës së Kosovës për vitin 2020, Ministria e Financave, <https://mf.rks-gov.net/desk/inc/media/23991BEA-4CD9-40B3-94D3-EA192C572464.pdf>.



If we analyze the relation of the budget to capital investments, and to the support of culture, youth and sports, more specifically, to infrastructure and activities related to youth, we will see that this portion of the budget does not fulfill in any meaningful way the needs of this group of population (age group 15-29 years), which constitutes 29.7% of the total population of the Municipality of Gillogoc.

In the budget for the year 2020, only 1.8% (301,100 €) of the total budget is foreseen to be spend in a way that will have impact on youth, and this is categorized within the section of capital expenses and subsidies, representing 6.07% of these expenses. Furthermore, 26.5% of this amount is assigned to subsidies and transfers, and 73.5% of it to capital expenses.⁶⁰



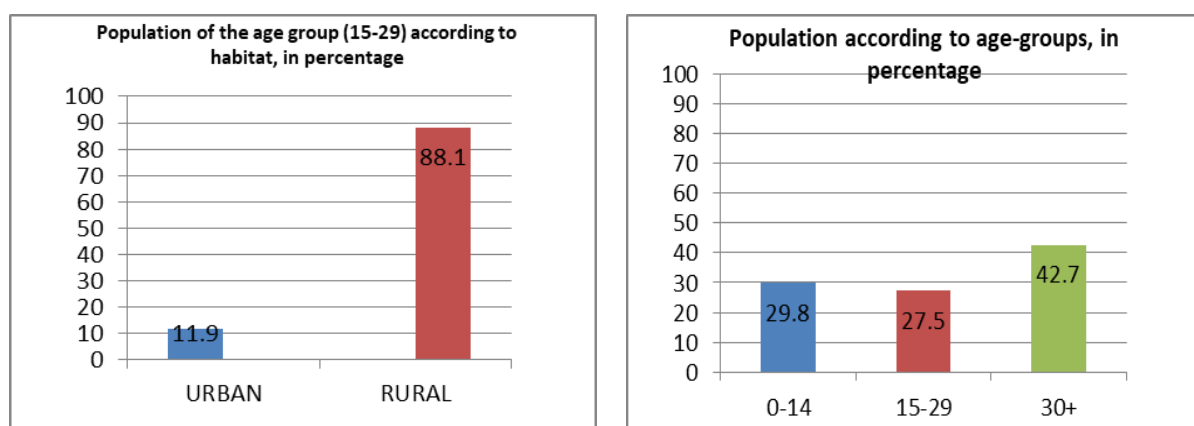
⁶⁰ Ibid.

The Profile of the Municipality of Lipjan

Facts and Figures

- **The structure of the population and demographic shifts**

Regarding the population size, Lipjan is the fourth municipality in the Prishtina Region. The data of the population census of the year 2011 show that the Municipality of Lipjan has had 57,605 inhabitants, and until 2018 this figure has increased for 102, which means that Lipjan now has 57,707 inhabitants.⁶¹ According to ethnic background, 94.5% of the inhabitants of Lipjan are Albanians, 3.14% are Ashkalis, 0.9% are Serbs, and the rest belongs to other ethnic groups. Gender ratio is 50.9% male and 49.1% female.



This analysis is focused on youth, more particularly on the age-group 15-29 years, and these present 27.5% of the overall population, that is, in relation to the age-groups 0-14 years (29.8%) and 30-80 years (42.7%).⁶² The population census shows that the largest number of young people of the Municipality of Lipjan (88.1%) lives in the villages, meanwhile, the other part (11.9%) lives in the city.⁶³

⁶¹ Vlerësim, Popullsia e Kosovës, Agjencia e Statistikave të Kosovës. Linku: <http://ask.rks.gov.net/media/4118/vlersimi-i-popullsise-2017.pdf>

⁶² Popullsia sipas përkatësisë etnike 2011, Platforma Online ASK Data, Agjencia e Statistikave të Kosovës.

⁶³ Popullsia sipas moshave dhe llojit të vendbanimit, Platforma Online ASK Data, Agjencia e Statistikave të Kosovës.

- **The level and the structure of education, culture, and sports**

The data on the level of education and literacy for the population above 10 years of age show that in 1000 inhabitants, 51 are illiterate, 92 have not completed any level of education, 528 have completed only elementary school, 303 have completed secondary school, and 56 have completed undergraduate and graduate studies.⁶⁴

The Municipality of Lipjan has 54 elementary and secondary schools with 801 teachers,⁶⁵ and with a ratio of 2.35 schools per 1000 inhabitants of the age up to 19 years.

There are 15 sport clubs functioning in the municipality of Lipjan, and they have at their disposal three stadiums, seven sport halls, and 42 sport fields. Also, in the municipality are functioning three libraries, one culture house, and one cinema.⁶⁶

- **Religious structure**

In terms of religious background, 97.8% of the population of Lipjan are of Islamic creed, meanwhile, 0.9% are declared as Catholics.

In the territory of the Municipality of Lipjan there are 32 functional mosques, one of which is in the city, and 31 are located in the villages. The number of Islamic clerics is 34.⁶⁷ It should be mentioned here that there were three new mosques that entered into the service of Islamic believers during the period 2011-2018.⁶⁸ The mosques per inhabitants ratio in the villages is 0.61 mosques per 1000 inhabitants, and in the city 0.14 mosques per 1000 inhabitants. There are also three associations acting under the authority of Islamic Community of Kosovo (BIK) in this municipality, where one is humanitarian, the second is for youth, and the third is for women.⁶⁹ Catholic believers have at their service one Catholic church, Protestant believers have four clerics but no church, and Orthodox believers have at their service three Orthodox churches.

⁶⁴ Popullsia e moshës 10 vjeçe e mbi sipas nivelit të arsimit (2011), Platforma Online ASK Data, Agjencia e Statistikave të Kosovës.

⁶⁵ Statistikat e Arsimit në Kosovë 2017/2018, Agjencia e Statistikave të Kosovës, Ministria e Arsimit, Shkencës dhe Teknologjisë. <http://ask.rks-gov.net/media/4145/stat-e-arsimit-2017-2018-shqip.pdf>

⁶⁶ Cultural and Sport Infrastructure in the Municipality of Lipjan. Data delivered by the Directorate of Culture in the Municipality of Lipjan, June 2020.

⁶⁷ Data from the Islamic Community of Kosovo (BIK), July 7th 2018.

⁶⁸ Organisation for Security and Cooperation in Europe, Lipjan Municipal Profile (2011),

⁶⁹ Data from the Islamic Community of Kosovo (BIK), July 7th 2018.

- **Violent extremism**

According to the data of Kosovo Police, there were 11 individuals from the municipality of Lipjan who have joined terrorist groups in Syria and Iraq, which is 0.2 individuals per 1000 inhabitants. The data on personal background of these individuals show that they have medium level of education, and that they are of poor economic condition. Regarding to gender, seven from them are male, and four are female, and their age varies from 19 up to 50 years. Also, it should be stressed that there were five individuals in this municipality who were arrested for terrorist activities or for other acts related to such an activity.⁷⁰ It should be stressed as well that there is no public evidence that shows that the Municipal Council of Lipjan did hold even a single meeting for discussing this security problem.⁷¹

- **The level of criminality**

The statistics on the level of criminality in the Municipality of Lipjan show that during the previous year (2019) there were 877 penal deeds committed,⁷² which is 15 penal deeds per 1000 inhabitants, a figure that reflects a medium level of criminality. The largest number of these penal deeds belong to the categories of deeds against wealth (436), and of deeds against life and body (202).⁷³

- **The structure of the population according to economic activity**

Statistical data (2011) for the Municipality of Lipjan show that from 40,410 inhabitants of the age above 15 years, only 39.8% are economically active – and that only 50.6% of them are employed. Economically inactive were declared 60.1% of the population above 15 years.⁷⁴ The structure of the employed section of the population according to education, for the age-group 15-29 years, is given in the graph below.

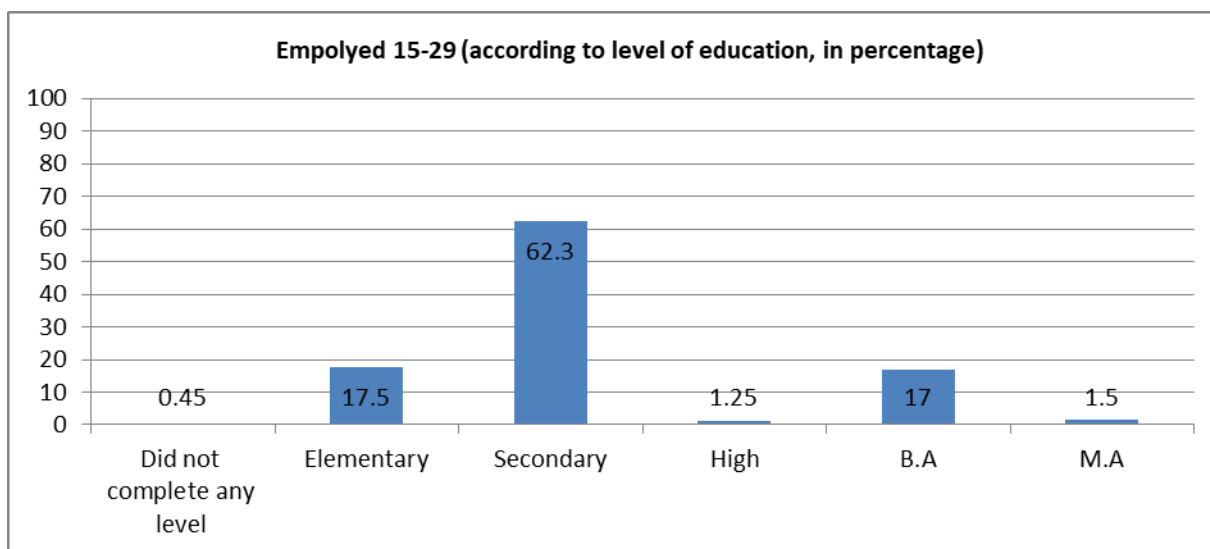
⁷⁰ Data from the Office for Information and Public Relations, Kosovo Police, May 19th 2020.

⁷¹ See the proceedings of the Municipal Council of Lipjan: <https://kk.rks-gov.net/lipjan/category/procesverbalet/ekstraktet-e-procesverbaleve-te-kuvendit/>

⁷² Të dhëna nga Zyra për Informim dhe Marrëdhënie me Publikun, Policia e Kosovës, 19 maj 2020.

⁷³ Ibid.

⁷⁴ Popullsia e moshës 15 vjeç e mbi sipas statusit të aktivitetit aktual (2011), Platforma Online ASKDATA, Agjencia e Statistikave të Kosovës.



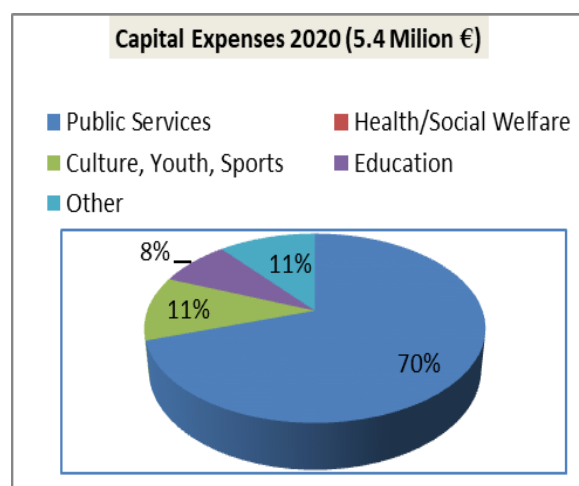
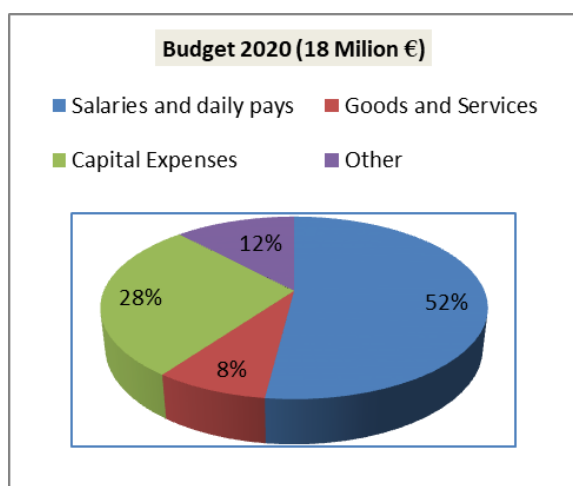
Regarding the citizens that are economically inactive, 50.8% of them have declared that they take care for the family or the household, and 29.3% of them have mentioned as a reason the continuation of education. It should be stressed that 7.9% of the population is in hard economic condition, living from social assistance, and 6.7% have pensions as their major source of living.⁷⁵

- **The Municipal Budget and the support for youth activities**

For the year 2020, the Municipality of Lipjan has a budget of around 18 million €. The incomes into the budget come predominantly from the governmental allocations, which constitute 88.4% of its total, meanwhile, the Municipality generates the other 11.5% from the revenues of its own. Around 51.6% of the total budget is spent for the category of salaries and daily pays. The category of goods and services takes part with around 8.4%, meanwhile, the part assigned to capital investments is around 28.2% of the total amount.⁷⁶

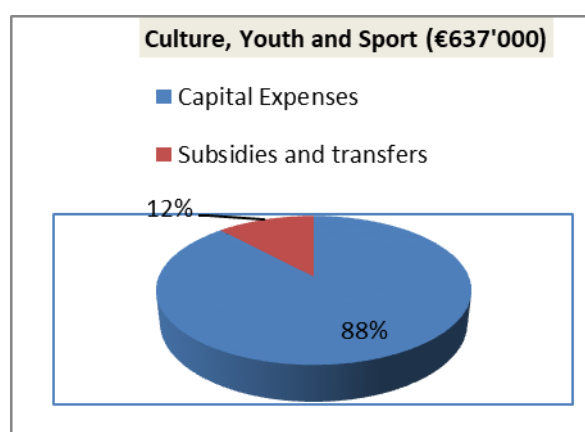
⁷⁵ Popullsia sipas burimit kryesor të jetesës (2011), Platforma Online ASKDTA, Agjencia e Statistikave të Kosovës.

⁷⁶ Ligji mbi ndarjet buxhetore për Buxhetin e Republikës së Kosovës për vitin 2020, Ministria e Financave, <https://mf.rks-gov.net/desk/inc/media/23991BEA-4CD9-40B3-94D3-EA192C572464.pdf>



If we analyze the budget in comparison to capital investments and subsidies for the support of culture, youth, and sports, more particularly to infrastructure and activities related to youth, we can see that the budget does not present satisfactorily the needs of this group of the population (age-group 15-29 years), which presents 27.5% of the overall population of Lipjan.

In the budget for the year 2020, only 3.5% (637,000 €) of the total is foreseen to be spend in a way which is going to have impact among young people, and this portion is categorized within the capital expenses and subsidies, by presenting 11.7% of their value. Furthermore, 11.8% of this amount is assigned to subsidies and transfers, meanwhile, 88.2% to capital expenses.⁷⁷



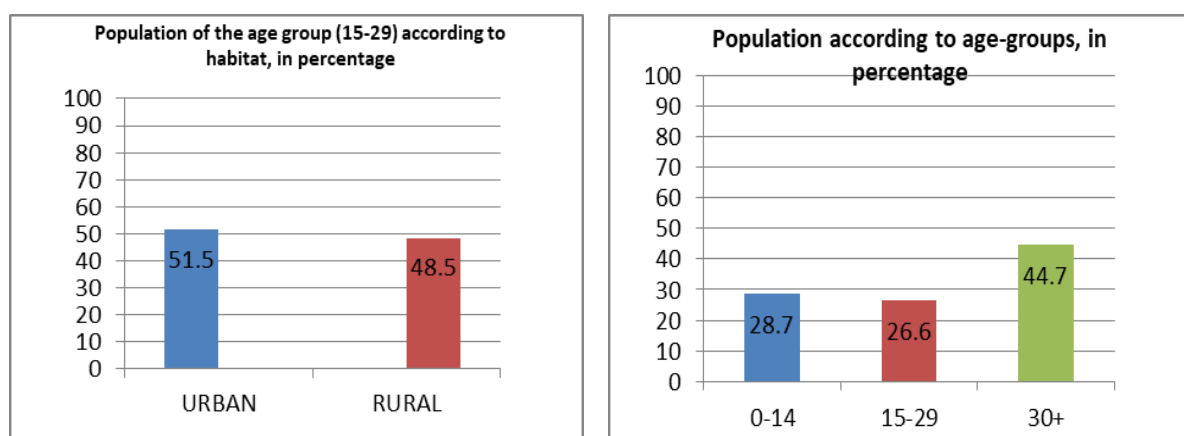
⁷⁷ Ibid.

Profile of the Municipality of Fushë Kosova

Facts and Figures

- **The structure of the population and demographic shifts**

Regarding the population size, Fushë Kosova is the fifth municipality in the Prishtina Region. The data of the population census of 2011 show that the Municipality of Fushë Kosova has had 34,827 inhabitants, and until 2018 this figure has increased for 4,117, which means that Fushë Kosova now has 38,944 inhabitants.⁷⁸ According to ethnic background, 86.9% of the inhabitants of Fushë Kosova are Albanians, 9.3% are Ashkalis, 1.25% are Roma, 0.92% are Serbs, and the other part belongs to other ethnic groups. Gender ratio is 50.6% male, and 49.4% female.



This analysis is focused on youth, more precisely on the age-group 15-29 years, and they present 26.6% of the overall population, that is, in relation to age-groups 0-14 years (28.7%) and 30-80 years (44.7%).⁷⁹ The population census shows that the largest number of youngsters in the municipality of Fushë Kosova, 51.5%, lives in the city, meanwhile, the other 48.5% live in the villages.⁸⁰

⁷⁸ Vlerësim, Popullsia e Kosovës, Agjencia e Statistikave të Kosovës. Linku: <http://ask.rks.gov.net/media/4118/vlersimi-i-popullsise-2017.pdf>

⁷⁹ Popullsia sipas përkatësisë etnike 2011, Platforma Online ASK Data, Agjencia e Statistikave të Kosovës.

⁸⁰ Popullsia sipas moshave dhe llojit të vendbanimit, Platforma Online ASK Data, Agjencia e Statistikave të Kosovës.

- **The level and the structure of education, culture, and sports**

The data on the level of education and literacy for the population above 10 years of age show that in 1000 inhabitants, 59 are illiterate, 114 have not completed any level of education, 425 have completed only elementary school, 369 have completed secondary school, and 92 have completed undergraduate and graduate studies.⁸¹

The municipality of Fushë Kosova has a total of 16 elementary and secondary schools with 367 teachers,⁸² and with 1.21 schools on 1000 inhabitants of the age up to 19 years.

The Municipality of Fushë Kosova has one culture house, one library, and six cultural associations. Sport activities of a total of 26 registered sport clubs are developed in 13 sport halls and 15 sport fields of the municipality.⁸³

- **Religious structure**

In terms of religious background, 97.7% of the population of Fushë Kosova have declared themselves to be of Islamic creed, meanwhile, 1.2% are of Orthodox creed, 0.2% of Catholic creed, and the other part has preferred not to answer.

In the territory of the municipality of Fushë Kosova there are 15 functional mosques, two of which are in the city, and 13 are in the villages. The number of Islamic clerics is 18.⁸⁴ It should be stressed here that eight new mosques entered into the service of Islamic believers in the territory of this municipality during the time period 2011-2018.⁸⁵ The mosques per inhabitants ratio is 0.8 mosques per 1000 inhabitants in the villages, and in the city 0.1 mosques per 1000 inhabitants. There are three associations acting under the authority of Islamic Community of Kosovo (BIK) in this municipality, where one is humanitarian, the second is for youth, and the third is for women.⁸⁶ Orthodox believers have at their service two Orthodox churches, and Protestant believers have five Protestant clerics, but with no churches of their own.

⁸¹ Popullsia e moshës 10 vjeçe e mbi sipas nivelit të arsimit (2011), Platforma Online ASK Data, Agjencia e Statistikave të Kosovës.

⁸² Statistikat e Arsimit në Kosovë 2017/2018, Agjencia e Statistikave të Kosovës, Ministria e Arsimit, Shkencës dhe Teknologjisë: <http://ask.rks-gov.net/media/4145/stat-e-arsimit-2017-2018-shqip.pdf>

⁸³ Data delivered by the Directorate for Culture, Youth, and Sports, Fushë Kosovë, June 18th 2020.

⁸⁴ Data from the Islamic Community of Kosovo (BIK), July 7th 2018.

⁸⁵ Organisation for Security and Cooperation in Europe, Fushë Kosova Municipal Profile (2011).

⁸⁶ Data from the Islamic Community of Kosovo (BIK), July 7th 2018.

- **Violent extremism**

According to data of Kosovo Police, there were six individuals from the municipality of Fushë Kosova who have joined terrorist groups in Syria and Iraq, which means 0.17 individuals per 1000 inhabitants. The data on personal background of these individuals show that they have medium level of education, and that they are of poor economic condition. Regarding gender of these individuals, they are all male, and their age varies from 19 to 50 years. Also, it should be stressed that there are two individuals in the municipality of Fushë Kosova who were arrested for terrorist activity or for other acts related to such activity.⁸⁷ It should be stressed as well that there is no public evidence that shows that the Municipal Council of Fushë Kosova did hold even a single meeting until now to discuss this security problem.⁸⁸

- **The level of criminality**

The statistics on the level of criminality in the Municipality of Fushë Kosova show that during the previous year (2019) there were 1262 penal deeds committed in this municipality,⁸⁹ which is 36 penal deeds per 1000 inhabitants, a figure that reflects a high level of criminality. The largest part of these penal deeds enter into the categories of deeds against wealth (608), and against life and body (319).⁹⁰

- **The structure of the population according to economic activity**

Statistical data (2011) for the Municipality of Fushë Kosova show that out from 24,831 persons of the age above 15 years, only 47.8% are economically active, and that 63.9% of them are employed. Economically inactive were declared 52.2% of the population above 15 years of age.⁹¹ The structure of the population according to education, for the age-group 15-29 years, is given in the graph below.

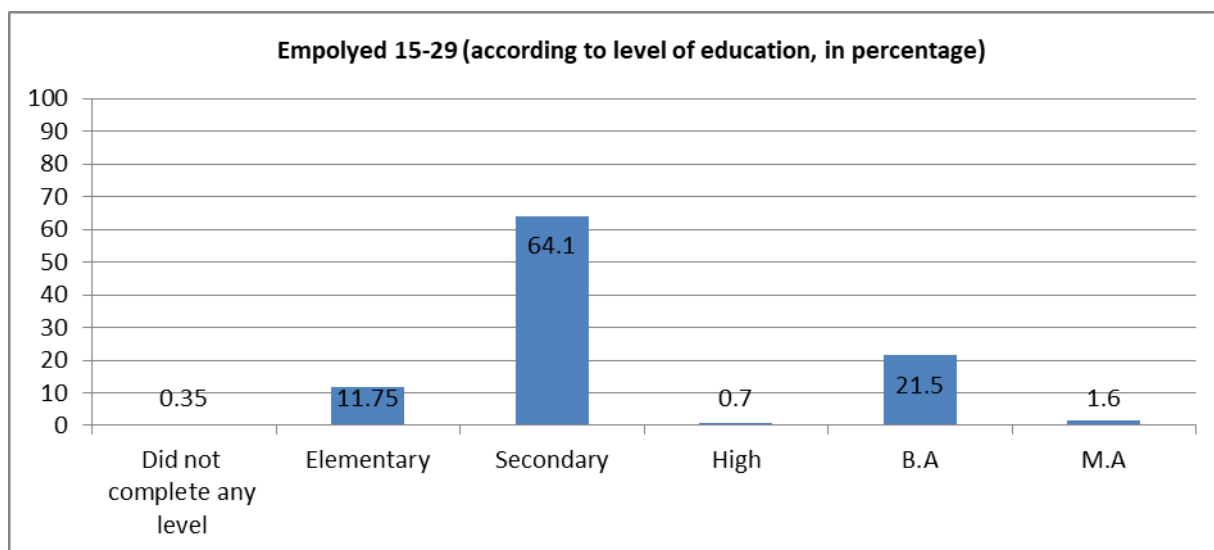
⁸⁷ Data from the Office for Information and Public Relations, Kosovo Police, May 19th 2020.

⁸⁸ See the proceedings of the Municipal Council of Fushë Kosova: <https://kk.rks-gov.net/fushekosove/category/procesverbalet-per-kuvend-dhe-komitete/ekstraktet-e-procesverbaleve-te-kuvendit/?page=2016>

⁸⁹ Data from the Office for Information and Public Relations, Kosovo Police, May 19th 2020.

⁹⁰ Ibid.

⁹¹ Popullsia e moshës 15 vjeç e mbi sipas statusit të aktivitetit aktual (2011), Platforma Online ASKDATA, Agjencia e Statistikave të Kosovës.



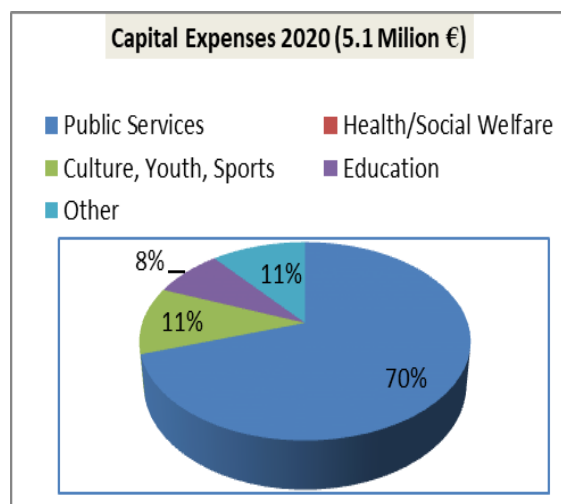
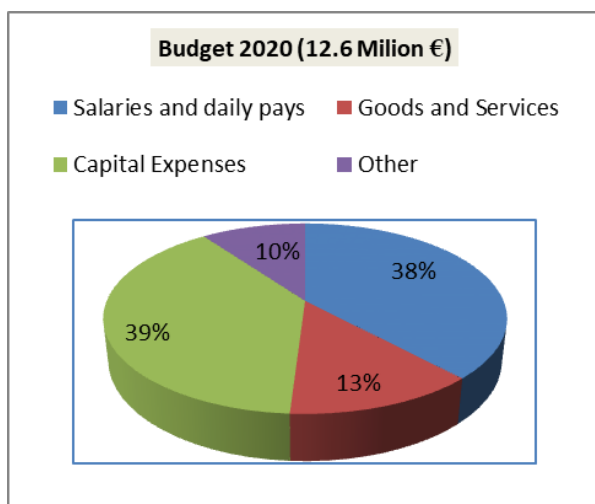
Regarding citizens who are not economically active, 46% of them have declared that they take care for their families or households, meanwhile, 31.8% of them have declared as a reason for this the continuation of education. It should be stressed that 8.2% of the population is in hard economic condition, living from social assistance, meanwhile, 5.5% have pensions as their major source of living.⁹²

- **The Municipal Budget and the support for youth activities**

The Municipality of Fushë Kosova has a budget of around 12.6 million € for the year 2020. The incomes in the budget come predominantly from governmental allocations, that constitute around 77.7% of its total, and the other part of 22.3% the Municipality generates from the revenues of its own. Around 38.5% of the total budget is spend for the category of salaries and daily pays. The category of goods and services takes part with around 12.7%, meanwhile, the part assigned to capital investments is 38.6% of the total amount.⁹³

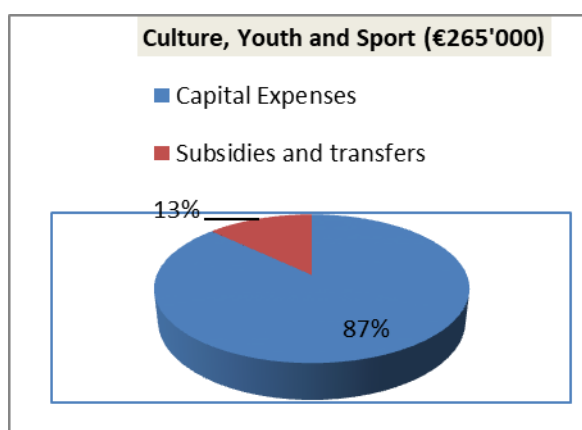
⁹² Popullsia sipas burimit kryesor të jetesës (2011), Platforma Online ASKDTA, Agjencia e Statistikave të Kosovës.

⁹³ Ligji mbi ndarjet buxhetore për Buxhetin e Republikës së Kosovës për vitin 2020, Ministria e Financave, <https://mf.rks-gov.net/desk/inc/media/23991BEA-4CD9-40B3-94D3-EA192C572464.pdf>



If we analyze the budget in comparison to capital investments and subsidies for supporting the culture, youth, and sports, and more particularly, to infrastructure and the activities related to youth, we see that the budget does not represent in any meaningful way the needs of this group of population (age-group 15-29 years), which constitutes 26.6% of the overall population of the municipality of Fushë Kosova.

Only 2.1% of the total budget for 2020 (265,000 €) is foreseen to be spend in a way that will have impact among the young people, and this is categorized within the capital investments and subsidies, presenting 5.12% of these expenses. Furthermore, 13.3% of this amount is assigned for subsidies and transfers, and 86.7% for capital investments.⁹⁴



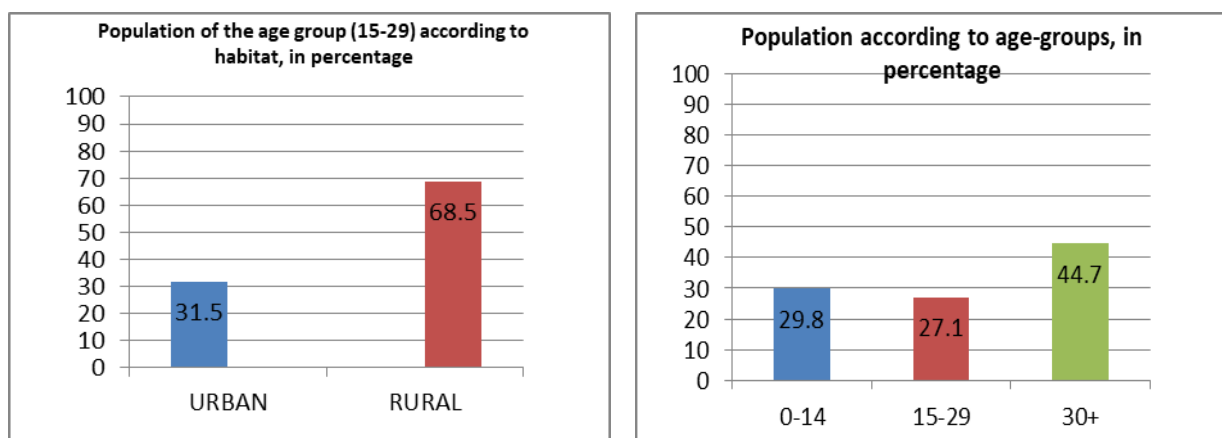
⁹⁴ Ibid.

The Profile of the Municipality of Obiliq

Facts and Figures

- **The structure of the population and demographic shifts**

Regarding the population size, Obiliq Municipality is the sixth in the Prishtina Region. The data of the population census of 2011 show that the Municipality of Obiliq has had 21,549 inhabitants, and that until 2018 this figure has decreased for 2,889, which means that now Obiliq has 18,660 inhabitants.⁹⁵ In terms of ethnic background, 92.1% of the inhabitants of Obiliq are Albanians, 3% are Roma, 2.7% are Ashkalis, 1.3% are Serbs, and the other part belongs to other ethnic groups. Gender ratio is 50.5% male and 49.5% female.



This analysis is focused on youth, more precisely on the age-group 15-29 years, and they present 27.1% of the overall population, that is, in comparison to the age-groups 0-14 years (29.8%) and 30-80 years (43.1%).⁹⁶ The population census shows that the largest number of young people in the municipality of Obiliq (68.5%) lives in the villages, while the other part (31.5%) lives in the city.⁹⁷

- **The level and the structure of education, culture, and sports**

⁹⁵ Vlerësim, Popullsia e Kosovës, Agjencia e Statistikave të Kosovës. Linku: <http://ask.rks.gov.net/media/4118/vlersimi-i-popullsisë-2017.pdf>

⁹⁶ Popullsia sipas përkatësisë etnike 2011, Platforma Online ASK Data, Agjencia e Statistikave të Kosovës.

⁹⁷ Popullsia sipas moshave dhe llojit të vendbanimit, Platforma Online ASK Data, Agjencia e Statistikave të Kosovës.

The data on the level of education and literacy for the population above 10 years of age shows that in 1000 inhabitants, 43 are illiterate, 103 have not completed any level of education, 454 have completed only the elementary school, 387 have completed secondary school, and 54 have completed undergraduate and graduate studies.⁹⁸

The Municipality of Obiliq has a total of 18 elementary and secondary schools with 321 teachers,⁹⁹ with a ratio of 2.14 schools per 1000 inhabitants of the age up to 19 years.

The Municipality of Obiliq has three culture houses, and four cultural associations. The sport activities of the total of 14 registered sport clubs are developed in five sport fields, 14 open sport grounds, and two sport halls.¹⁰⁰

- **Religious structure**

In terms of religious background, 97.7% of the population of Obiliq were declared of Islamic creed, meanwhile, 1.2% are of Orthodox creed, and 0.7% of the inhabitants have preferred not to answer.

There are 18 functional mosques in the territory of the municipality of Obiliq, two out of which are in the city, and 16 are in the villages. The number of Islamic clerics is 20.¹⁰¹ It should be stressed here that three new mosques have entered into the service of Islamic believers in this municipality during the period 2011-2018.¹⁰² The mosques per inhabitants ratio is 1.1 mosques per 1000 inhabitants in the villages, and 0.3 mosques per 1000 inhabitants in the city. There are three associations acting under the authority of Islamic Community of Kosovo (BIK) in this municipality, where one is humanitarian, the second is for youth, and the third is for women.¹⁰³ Orthodox believers have at their service three Orthodox churches, and Protestant believers have one Protestant cleric but no churches.

- **Violent extremism**

⁹⁸ Popullsia e moshës 10 vjeçe e mbi sipas nivelit të arsimit (2011), Platforma Online ASK Data, Agjencia e Statistikave të Kosovës.

⁹⁹ Statistikat e Arsimit në Kosovë 2017/2018, Agjencia e Statistikave të Kosovës, Ministria e Arsimit, Shkencës dhe Teknologjisë: <http://ask.rks-gov.net/media/4145/stat-e-arsimit-2017-2018-shqip.pdf>

¹⁰⁰ Data delivered by the Directorate for Culture, Youth, and Sports, Obiliq, June 2020.

¹⁰¹ Data from the Islamic Community of Kosovo (BIK), July 7th 2018.

¹⁰² Organisation for Security and Cooperation in Europe, Obiliq Municipal Profile (2011).

¹⁰³ Data from the Islamic Community of Kosovo (BIK), July 7th 2018.

According to data of Kosovo Police, there were five individuals from the municipality of Obiliq who had joined the terrorist groups in Syria and Iraq, which is 0.23 individuals per 1000 inhabitants. The data on personal background of these individuals show that they have medium level of education, and that they are of poor economic condition. Regarding gender, three of them are male, and two female, and their age varies from 20 to 30 years. It should also be stressed that there were three individuals from the municipality of Obiliq who were arrested for terrorist activities or for other acts related to these activities.¹⁰⁴ Also, there is no public evidence which shows that the Municipal Council of Obiliq did hold even a single meeting until now to discuss this security problem.¹⁰⁵

- **The level of criminality**

The statistics for the level of criminality show that during the previous year (2019) there were 327 penal deeds committed in the municipality of Obiliq, which is 15 penal deeds per 1000 inhabitants, a figure that reflects an average level of criminality. The largest number of these deeds were deeds against wealth (166) and against life and body (96).¹⁰⁶

- **The structure of the population according to economic activity**

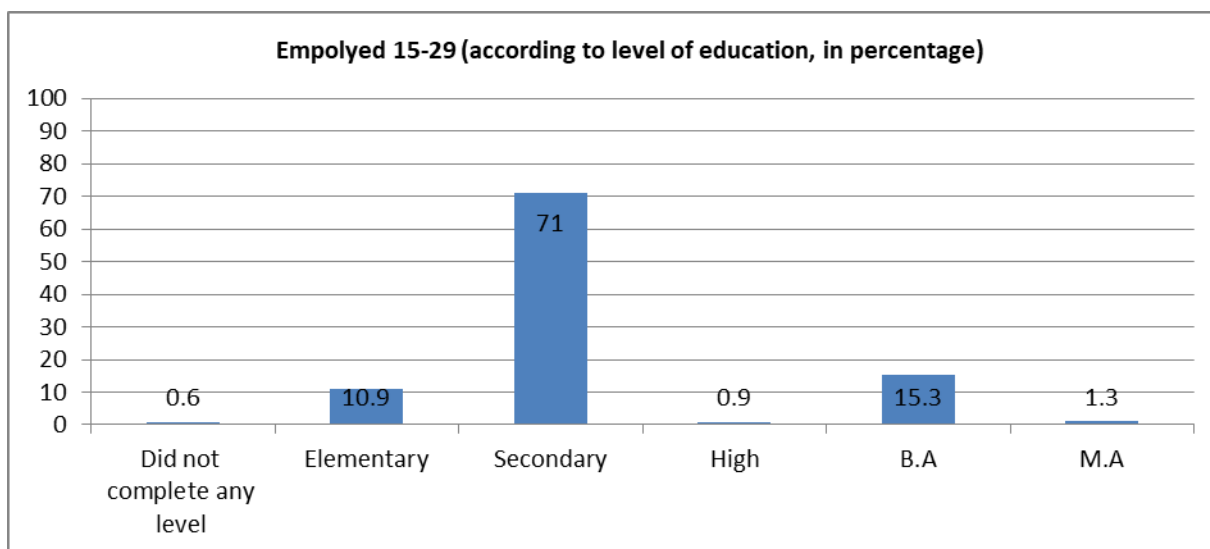
Statistical data for the municipality of Obiliq (2011) show that from 15,130 persons of the age above 15 years, only 46.3% are economically active – and only 53.3% of them are employed. Economically inactive were declared 53.1% of the population above 15 years of age.¹⁰⁷ The structure of the employed part of the population according to education, for the age-group 15-29 years, is given in the graph below.

¹⁰⁴ Data from the Office for Information and Public Relations, Kosovo Police, May 19th 2020.

¹⁰⁵ See the proceedings of the Municipal Council of Obiliq, Link:

¹⁰⁶ Ibid.

¹⁰⁷ Popullsia e moshës 15 vjeç e mbi sipas statusit të aktivitetit aktual (2011), Platforma Online ASKDATA, Agjencia e Statistikave të Kosovës.



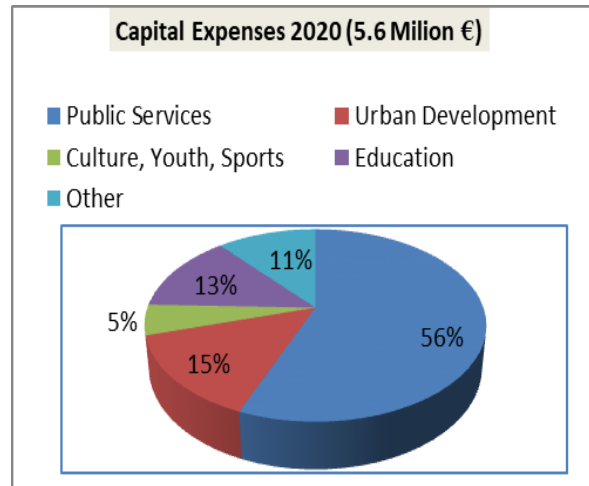
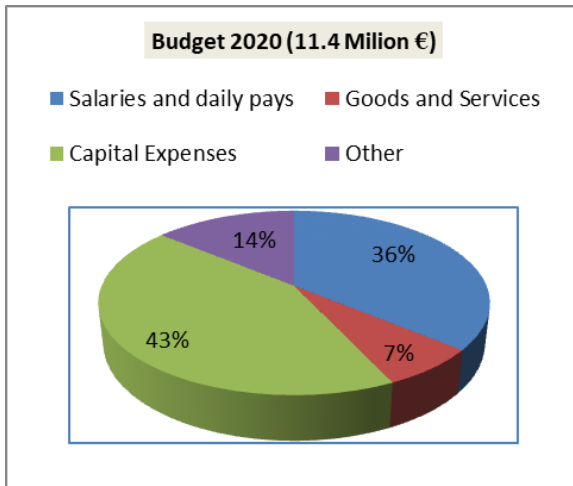
Regarding the citizens that are not economically active, 49.5% have stated that they take care for family or household, meanwhile, 32.1% of them have mentioned as a reason for this the continuation of education. It should be stressed here that 8.9% of the population is in hard economic condition, living from social assistance, meanwhile, 9.3% have mentioned pensions as their major source of living.¹⁰⁸

- **The municipal budget and the support for youth activities**

The budget of the Municipality of Obiliq for the year 2020 is around 11.4 million €. The incomes in the budget come predominantly from governmental allocations, which constitute around 91% of its total, and the Municipality generates the other 9% from the revenues of its own. Around 35.6% of the total budget is spent for the categories of salaries and daily pays. The category of goods and services takes part with around 7.2%, meanwhile, the part that is assigned to capital investments is around 42.9% of the total amount.¹⁰⁹

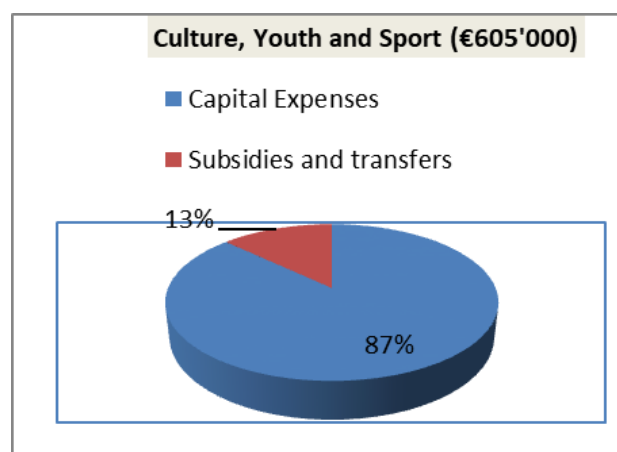
¹⁰⁸ Popullsia sipas burimit kryesor të jetesës (2011), Platforma Online ASKDTA, Agjencia e Statistikave të Kosovës.

¹⁰⁹ Ligji mbi ndarjet buxhetore për Buxhetin e Republikës së Kosovës për vitin 2020, Ministria e Financave, <https://mf.rks-gov.net/desk/inc/media/23991BEA-4CD9-40B3-94D3-EA192C572464.pdf>



If we analyze the budget in comparison to capital investments and subsidies for supporting the culture, youth, and sports, and, more particularly, to infrastructure and activities related to youth, we see that the budget does not represent in any meaningful way the needs of this group of population (age-group 15-29 years), which presents 27.1% of the overall population of the municipality of Obiliq.

Only 5.3% of the total budget for the year 2020 (605,000 €) is foreseen to be spent in a way that will have impact on youth, and this sum is categorized within the capital expenses and subsidies, by presenting 10.65% of these expenses. Furthermore, 15.7% of this amount is assigned to subsidies and transfers, and 84.3% to capital expenses.¹¹⁰



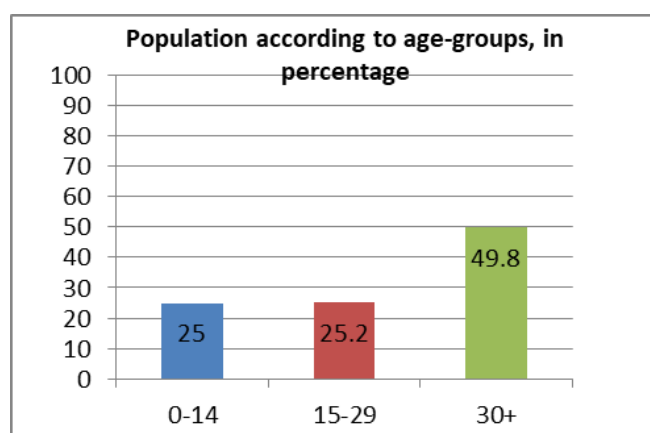
¹¹⁰ Ibid.

The Profile of the Municipality of Graçanica

Facts and Figures

- **The structure of the population and the demographic shifts**

The Municipality of Graçanica is the only rural Municipality in the Prishtina Region. The data of the population census of 2011 show that the Municipality of Graçanica has had 10,675 inhabitants, and up to 2018 this figure has increased for 1,391, which means that it now has 12,066 inhabitants.¹¹¹ In terms of ethnic background 67.5% of the inhabitants of Graçanica are Serbs, 23.2% are Albanians, 7% are Roma, 1% are Ashkalis, and the other part belongs to other ethnic groups. The gender ratio is 50.7% male and 49.35% female.



This analysis is focused on youth, more particularly on the age-group 15-29 years, which presents 25.2% of the overall population, that is, in comparison to age-groups 0-14 years (25%) and 30-80 years (49.8%).¹¹²

- **The level and the structure of education, culture, and sports**

The data on the level of education and literacy for the population above 10 years of age show that on 1000 inhabitants, 26 are illiterate, 76 have not completed any level of

¹¹¹ Vlerësim, Popullsia e Kosovës, Agjencia e Statistikave të Kosovës. Linku: <http://ask.rks.gov.net/media/4118/vlersimi-i-popullsise-2017.pdf>

¹¹² Popullsia sipas përkatësisë etnike 2011, Platforma Online ASK Data, Agjencia e Statistikave të Kosovës.

education, 377 have completed only the elementary school, 452 have completed the secondary school, and 84 have completed undergraduate and graduate studies.¹¹³

The Municipality of Gračanica has a total of 17 elementary and secondary schools, with 550 teachers,¹¹⁴ where in one from the elementary schools the teaching is conducted in Albanian language, and in others it is based on the curricula of Serbia, with a ratio of 4.8 schools in 1000 inhabitants of the age up to 19 years.

Regarding the sports and culture infrastructure, the Municipality of Gračanica has one football field,¹¹⁵ and one culture house.¹¹⁶

- **Religious structure**

In terms of religious background, 67.8% of the population of Gračanica were declared of Orthodox creed, meanwhile, 29.9% are of Islamic creed, and 1.33% have preferred not to answer into this question.

There is one functional mosque in the territory of the Municipality of Gračanica, and the number of Islamic clerics is one.¹¹⁷ The mosque per inhabitants ratio is 0.1 mosque per 1000 inhabitants. Orthodox believers have at their service 11 churches and one Orthodox monastery.

- **Violent extremism**

In the municipality of Gračanica there were no cases of any of the citizens joining the terrorist groups in the Middle East.

- **The level of criminality**

The statistics on the level of criminality at the Municipality of Gračanica show that during the previous year (2019) there were 512 penal deeds committed in this municipality,¹¹⁸ which means 48 penal deeds per 1000 inhabitants, a figure that reflects a very high level of

¹¹³ Popullsia e moshës 10 vjeçe e mbi sipas nivelit të arsimimit (2011), Platforma Online ASK Data, Agjencia e Statistikave të Kosovës.

¹¹⁴ Organisation for Security and Cooperation in Europe, Gračanica Municipal Profile (2018)

¹¹⁵ Stadium Gračanica, 2020, <http://wikimapia.org/26071323/Stadium>

¹¹⁶ Dom Kulture Gračanica, <https://www.facebook.com/pg/domkulturegracanica/reviews/>

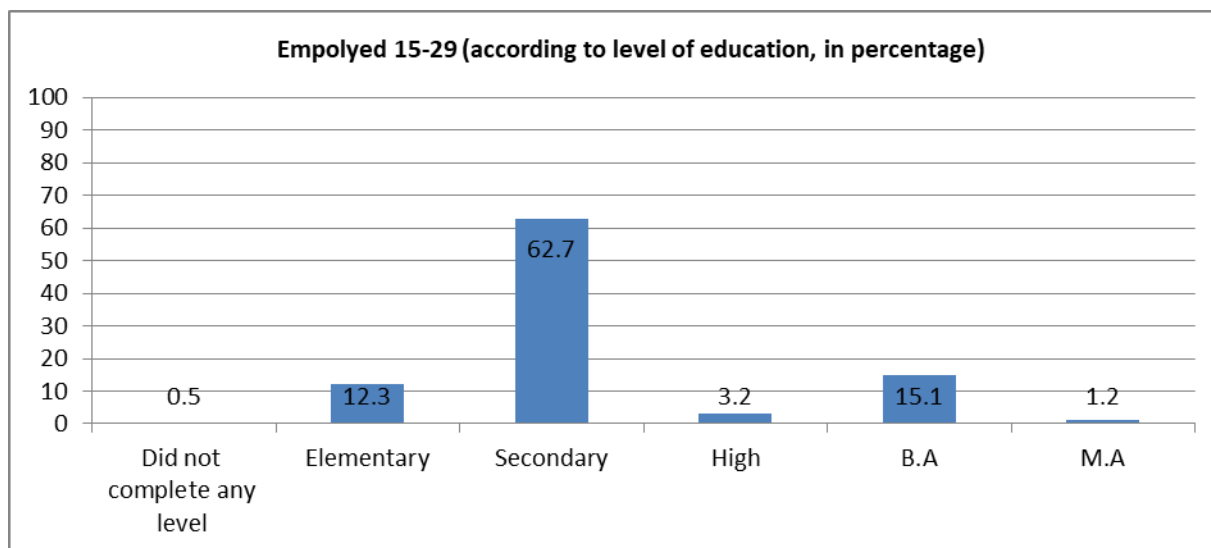
¹¹⁷ Data from the Islamic Community of Kosovo (BIK), July 7th 2018.

¹¹⁸ Data from the Office for Information and Public Relations, Kosovo Police, May 19th 2020.

criminality. The largest number of penal deeds committed belong to the categories of deeds against wealth (248), and of deeds against life and body (106).¹¹⁹

- **The structure of the population according to economic activity**

The statistical data for the Municipality of Gračanica (2011) show that from 8,012 persons of the age above 15 years, only 50.3% are economically active – and only 63.1% of them are employed. Economically inactive were declared 49.7% of the population above 15 years of age.¹²⁰ The structure of the employed part of the population according to education, for the age group 15-29 years, is given in the graph below.



Regarding the economically inactive citizens, 31.9% have stated that they take care for their families or households, and 31.4% have mentioned the continuation of education as a reason for this. It should be stressed that 4% of the population is in a hard economic condition, living from social assistance, meanwhile, 9.9% have pensions as their major source of living.^{121.}

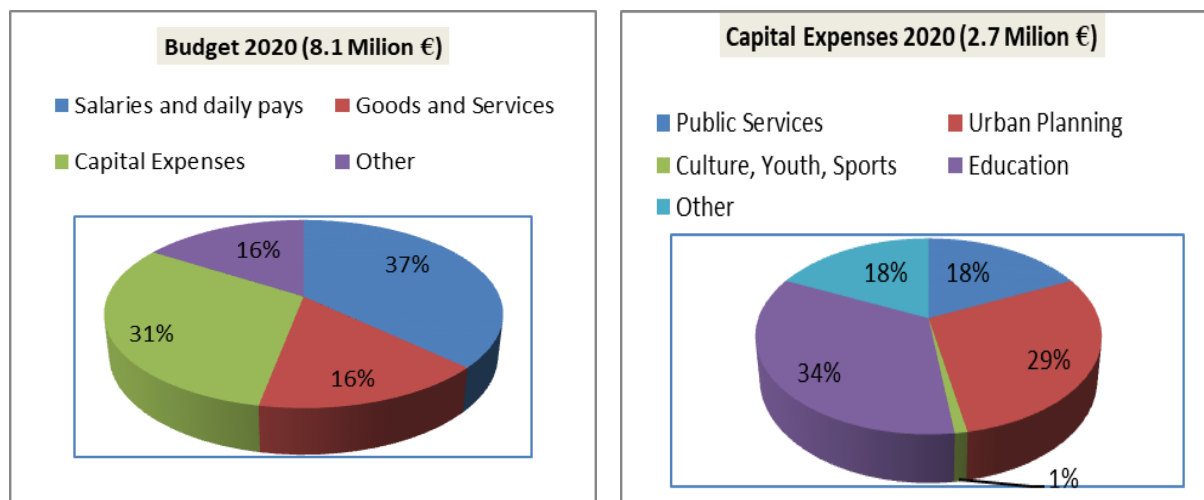
- **Municipal Budget and the support for youth activities**

¹¹⁹ Ibid.

¹²⁰ Popullsia e moshës 15 vjeç e mbi sipas statusit të aktivitetit aktual (2011), Platforma Online ASKDATA, Agjencia e Statistikave të Kosovës.

¹²¹ Popullsia sipas burimit kryesor të jetesës (2011), Platforma Online ASKDTA, Agjencia e Statistikave të Kosovës.

The Municipality of Gračanica has a budget of around 8.1 million € for the year 2020. The incomes into the budget come predominantly from governmental allocations, which comprise 77.9% of its total, and the Municipality generates around 22.1% from the revenues of its own. Around 36.8% of the total budget is spend for salaries and daily pays. The category of goods and services takes part with 16.3%, meanwhile, the part that is assigned to capital investments is around 31.4% of the total amount.¹²²



If we analyze the budget in comparison to capital investments and subsidies for supporting the culture, youth, and sports, and more particularly, to infrastructure and activities that are related to youth, we will see that the budget does not represent in any meaningful way the needs of this group of population (the age-group 15-29 years), which comprises 25.2% of the overall population of the Municipality of Gračanica.

Only 0.74% of the total budget for the year 2020 (60,000 €) is foreseen to be spend in a way that will have impact among youngsters, and this amount is categorized within the capital expenses and subsidies, by presenting 2.2% of these expenses. Furthermore, 100% of this amount is assigned to subsidies and transfers.¹²³

¹²² Ligji mbi ndarjet buxhetore për Buxhetin e Republikës së Kosovës për vitin 2020, Ministria e Financave, <https://mf.rks-gov.net/desk/inc/media/23991BEA-4CD9-40B3-94D3-EA192C572464.pdf>

¹²³ Ibid.