

The Municipalities of the Prizren Region

Socio–Economic Profiles

This edition is part of the program “With Participatory Democracy for a Kosovo without Radicalism,” of the Consortium of NGO-s (ATRC, KIPRED, BIRN, SPRC, KCBS and D+)

Consortium: "With Participatory Democracy for a Kosovo without Radicalization" | Konzorciumi: "Me Demokraci Pjesëmarrëse për një Kosovë pa Radikalizim"



Prepared by: Lulzim Peci, Mentor Agani, Diedon Nixha, and Valdrin Ukshini

Copyright © 2020, KIPRED. All the rights reserved. No part of this publication can be reproduced, stored in any retrievable system, or conveyed in any form, or with any devices, electronic, mechanical, photocopying, registering or other, without the previous written permission by the publisher. Please contact: info@kipred.org apo: +381 38 542 778.

Published by:



The Kosovar Institute for Policy Research and Development (KIPRED)

Rr. Major Mehmet Bushi, H.III. No.1

10 000 Prishtina, Kosovo

Telephone and fax: +381 38 542 778

Content:

Executive Summary.....	4
The Profile of the Municipality of Prizren	7
The Profile of the Municipality of Suhareka	13
The Profile of the Municipality of Dragash	18
The Profile of the Municipality of Mamusha	23

Executive Summary

The purpose of these profiles of municipalities of the Prizren Region is to be used as an incentive for opening a public debate, and for supporting municipal and national decision-makers in formulating and enforcing the policies that will address the needs of the young population belonging to the age group 15-29 years.

With this purpose, KIPRED has summarized data on the structure of the population and demographic shifts, on the level and structure of education, culture and sport, religious structure, including the number of religious sites and clerics, violent extremism, the level of criminality, the structure of the population according to economic activity, municipal budgets and the support that they provide for youth activities in the municipalities of Prizren, Suhareka, Dragash, and Mamusha.

The data show that, with the exception of the municipality of Prizren, the majority of the population of this region belonging to the age group 15–29 years, lives in rural parts of these municipalities. The highest level of education has the Municipality of Prizren, then comes the Municipality of Suhareka and that of Dragash, meanwhile, the Municipality of Mamusha has the weakest standing regarding the education in this region.

The Municipality of Prizren has a solid cultural and sportive infrastructure for the young people, meanwhile, in the Municipalities of Suhareka, Dragash, and Mamusha this infrastrucutre is considerably weaker.

In the Municipality of Prizren, the mosques per inhabitants ratio for the villages is 1.54 mosques per 1,000 inhabitants, and in the city it is 0.4 mosques per 1,000 inhabitants; in the Municipality of Suhareka this ratio is 0.46 mosques per 1,000 inhabitants in the villages, and 0.1 mosques per 1,000 inhabitants in the city; in the Municipality of Dragash it is 1.27 mosques per 1,000 inhabitants in the villages, and 1.82 mosques per 1,000 inhabitants in the city; and, in the entire Municipality of Mamusha, this ratio is 0.36 mosques per 1,000 inhabitants.

The number of individuals who had joined foreign wars, namely, terrorist organizations in Iraq and Syria, for the Municipality of Prizren is 0.15 per 1,000 inhabitants, for the Municipality of Suhareka it is 0.08 individuals per 1,000 inhabitants, for the Municipality of Dragash it is 0.17

individuals per 1,000 inhabitants, and the Municipality of Mamusha doesn't have any such case. In general, the economic condition of these individuals is mainly poor, and they mostly have a low and medium.

The number of penal deeds per 1,000 inhabitants is the highest in the Municipality of Prizren, 12, meanwhile, it is the lowest in the Municipality of Dragash, 4.6; meanwhile, in the Municipality of Suhareka this number is 11, and in the Municipality of Mamusha 5.6.

In the Municipality of Dragash, 3% of the population is in difficult economic condition, living by social assistance, meanwhile, 9% of them has pensions as the major source of living; in the Municipality of Suhareka, 4% of the population lives from social assistance, and 6% from pensions; meanwhile, the situation is better in the Municipality of Prizren, where 2.8% of the population lives from social assistance, and 5.36 from pensions, and in the Municipality of Mamusha, where 0.6% of the population lives from social assistance, and only 1% from pensions.

With regard to capital expenses and subsidies for culture, sports, and youth, in the Municipality of Prizren these do represent 1.3% of the total value of the capital expenses and subsidies, in that of Suhareka 9.4%, in that of Dragash 0.8%, and in that of Mamusha 0.37%. These expenses are not even close to fulfilling the needs for extracurricular activities of the young people of these municipalities.

Finally, the following table provides a summarized overview of the socio-economic data for the municipalities of the Prizren region.

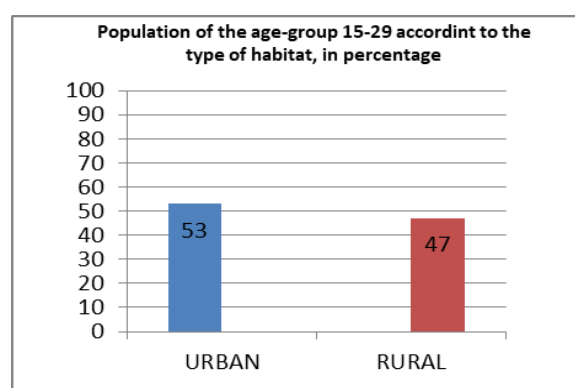
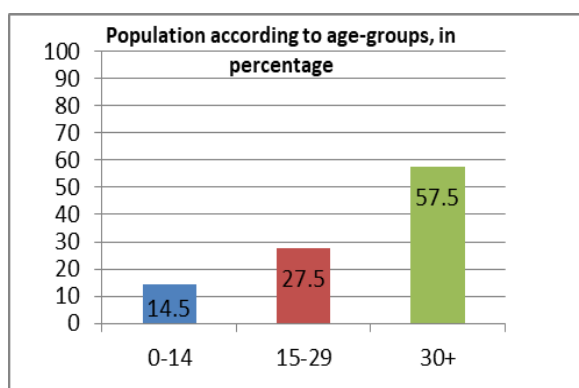
	Prizren	Suhareka	Dragash	Mamusha
Population	177781	59722	33997	5507
Age group 15-29	27.5%	28.1%	24.6%	27.6%
City	47.0%	17.5%	3.2%	*
Village	53.0%	82.5%	96.8%	100.0%
The level of education				
Illiterate (per 1000 inhabitant)	26	41	20	12
Without elementary education (per 1000 inhabitant)	83	94	69	69
Elementary education (per 1000 inhabitant)	628	613	679	835
Secondary education (per 1000 inhabitant)	223	230	200	75
High education	64	61	51	19
Number of school institutions	86	45	36	2
Religion				
Mosques	92	24	44	2
Islamic clerics	96	26	40	2
Catholic churches	6	2	*	*
Catholic clerics	4	2	*	*
Protestant churches	3	1	*	*
Protestant clerics	3	1	*	*
Ortodox churches	20	*	*	*
Foreign Terrorist Fighters	27	5	6	*
Average age	20-40	18-40	20-40	*
The level of education	Low/Medium	Low/Medium	Medium	*
Economic condition	Poor	Poor	Poor	*
Criminality (penal deeds/per 1000 inhabitants)	12	11	4.6	5.6
Economic condition				
Economically active population	30%	35%	32%	33%
Employed	47%	50%	54.8%	97%
On social assistance	2.8%	3.9%	3.0%	0.6%
Dependant on pensions	5.4%	5.9%	8.9%	1.2%
Municipal Budget (EUR)	47.59 milion	16.2 milion	8.4 milion	2.07 milion
Capital investments and subsidies	39.4%	33.8%	33.1%	33.3%
Capital investmens and subsidies for youth	1.3%	9.4%	0.8%	0.37%

The Profile of the Municipality of Prizren

Facts and Figures

- **The structure of the population and the demographic shifts**

In terms of the size of its population, Prizren is a large municipality at the Kosovo level. The data of the population census for the year 2011 show that the Municipality of Prizren has had 177, 781 inhabitants, meanwhile, until the year 2018 this figure has grown for 11,574 inhabitants, which means, at 189,355 inhabitants.¹ According to ethnic background, 81.9% of the inhabitants of Prizren are Albanians, 9.5% Bosniaks, 5.11% Turks, 1.63% Romas, and 1% belong to other ethnic groups. The gender ratio of the population is 50.2% male, and 49.8% female.



This analysis is focused on youth, specifically on the age-group 15-29 years, which constitutes 27.5% of the total population, in comparison to the age-groups 0-14 years (14.5%) and 30-80 years (57.5%).² The population census indicates that the largest part of the young people in the Municipality of Prizren, 53%, lives in the city, meanwhile, the other part, 47%, lives in the 75 villages of the municipality.³

¹Vlerësim, Popullsia e Kosovës [Assessment, The Population of Kosovo], Agjencia e Statistikave të Kosovës [Kosovo Agency for Statistics]. Link: <http://ask.rks.gov.net/media/4118/vlersimi-i-popullsisë-2017.pdf>

²Popullsia sipas përkatësisë etnike [Population according to ethnic background] 2011, Platforma Online [Online Platform], ASK Data, Agjencia e Statistikave të Kosovës.

³Popullsia sipas moshave dhe llojit të vendbanimit [The population according to age and type of habitat], Platforma Online ASK Data, Agjencia e Statistikave të Kosovës.

- **The level and structure of education, culture and sport**

The data on the population above 10 years of age according to the level of education and literacy, shows that in 1,000 inhabitants, 26 are illiterate, 83 did not complete any level of education, 628 have completed only elementary school, 223 have completed the secondary school, and 64 have completed undergraduate and graduate studies.⁴

The Municipality of Prizren has a total of 86 elementary and secondary schools, with 2,147 teachers,⁵ and it has a ratio of 7.34 schools per 1,000 inhabitants of the age up to 19 years. Here it should be stressed that the children of Bosniak community follow the instruction in the Bosniak language in 25 classes of elementary and secondary schools, meanwhile, those of Turkish community follow the instruction in their language in 10 classes.⁶ In October of the year 2010, in the Municipality of Prizren the University “Ukshin Hoti” was established,⁷ in which are studying 5,778 students.⁸ Also, in the Municipality of Prizren are opened the campuses of the private colleges FAMA,⁹ Business College,¹⁰ as well as the College International.

There are around 50 sport clubs registered in the municipality of Prizren, which exercise their activities in the sport facilities and fields that exist in this municipality, such as the Stadium “Përparim Thaqi” with two auxiliary fields, Sport Center with closed hall and open field, as well as eight halls for physical education within the elementary and secondary schools.¹¹

⁴Popullsia e moshës 10 vjeçe e mbi sipas nivelit të arsimimit (2011) [Population of the age 10 years and above according to the level of education (2011)], Platforma Online ASK Data, Agjencia e Statistikave të Kosovës.

⁵Statistikat e Arsimit në Kosovë 2017/2018 [Statistics on Education in Kosovo 2017/2018], Agjencia e Statistikave të Kosovës, Ministria e Arsimit, Shkencës dhe Teknologjisë [The Ministry of Education, Science and Technology]. Link: <http://ask.rks-gov.net/media/4145/stat-e-arsimit-2017-2018-shqip.pdf>

⁶Qasja e Komuniteteve në Arsimin Parauniversitar në Kosovë [The Access of the Communities to the Pre-University Education in Kosovo], OSBE, Dhjetor 2018, <https://www.osce.org/sq/mission-in-kosovo/406958?download=true>

⁷Universiteti Ukshin Hoti, <https://uni-prizren.com/>

⁸Statistikat e Arsimit në Kosovë 2017/2018, Agjencia e Statistikave të Kosovës, Ministria e Arsimit, Shkencës dhe Teknologjisë, <http://ask.rks-gov.net/media/4145/stat-e-arsimit-2017-2018-shqip.pdf>

⁹The College FAMA in Prizren, <http://kolegijfama-edu.org/prizren/>

¹⁰The College Biznesi in Prizren, <http://kolegijbiznesi.com/frmArtikujt.aspx?ID=5230>

¹¹The Official Website of the Municipality of Prizren, <https://kk-arkiva.rks-gov.net/prizren/City-guide/Sport.aspx>

- **Religious structure**

In terms of religious background, 96% of the population of Prizren have declared themselves to be of Islamic belief, meanwhile, from the other part, 3.37% were declared of Catholic belief, 0.01% of Orthodox belief, and 0.35% of others are persons without religious belonging, as well as those who have preferred not to answer into this question.¹²

In the territory of the Municipality of Prizren there are 92 functional mosques, 38 out of which are in the city, and 54 are located in the villages. The number of Islamic clerics is 96.¹³ In this municipality there are also 10 masjids and 18 shrines that are functional. It should be stressed here that during the period 2011–2018, there were 17 new mosques that entered into service for Islamic believers in the territory of this municipality.¹⁴ The ratio mosques per inhabitants is 1.54 mosques per 1,000 inhabitants in the villages, meanwhile, in the city this ratio is 0.4 mosques per 1,000 inhabitants. There are also three associations acting under the authority of Islamic Community of Kosovo (BIK) in this municipality, where one is humanitarian, the second is for youth, and the third is for women.¹⁵ The Catholic believers have in their service six Catholic Churches and four clerics of the Kosovo's Eparchy, Protestant believers have three Protestant Churches and three Protestant clerics,¹⁶ meanwhile, the Orthodox believers have in their use 20 Orthodox churches and monasteries.¹⁷

- **Violent extremism**

According to the data of Kosovo Police, there were 27 individuals from the municipality of Prizren who have joined terrorist groups in Syria and Iraq, that is, 0,15 individuals per 1,000 inhabitants. The data on personal backgrounds of these individuals show that they have low and medium level of education, and that they are of poor and middle economic condition. Regarding these individuals, 22 of them are males, and 5 are females, and their age varies

¹²Popullsia sipas gjinisë, religjionit dhe komunës [Population according to gender, religion and municipality], 2011, Platforma Online ASK Data, Agjencia e Statistikave të Kosovës.

¹³Data from the Islamic Community of Kosovo (BIK), July 7th, 2018.

¹⁴Organisation for Security and Cooperation in Europe, Prizren Municipal Profile (2011),

¹⁵ Data from the Islamic Community of Kosovo (BIK), July 7th, 2018.

¹⁶Data from the Kosovo Eparchy, July 19th, 2018, and from the Community of the Kosovo Protestant Church, July 20th, 2018.

¹⁷Organisation for Security and Cooperation in Europe, Prizren Municipal Profile (2018), <https://www.osce.org/kosovo/13128?download=true>

from 20 up to 40 years. It should be also stressed that in the municipality of Prizren there were 11 individuals who were arrested for terrorist activities or for other acts related to such activity.¹⁸

Also, there is no public evidence that shows that the Municipal Council of Prizren did hold even a single meeting for discussing this security problem.¹⁹

- **The level of criminality**

The statistics for the level of criminality in the Municipality of Prizren show that during the previous year (2018) there were 2,127 penal deeds conducted in this Municipality,²⁰ that is, 12 penal deeds per 1,000 inhabitants, a figure that indicates an average level of criminality. The largest number of penal deeds conducted enter into the categories of the deeds against wealth (1,143) and of the deeds against life and body (775).²¹

- **The structure of population according to economic activity**

Statistical data (2011) for the Municipality of Prizren show that from 128,582 persons of the age above 15 years, only 29.5% are economically active – and only 46.6% of them are employed. Economically inactive were declared 59.2% of the population above 15 years of age.²² The structure of the employed part of the population according to education, for the age group 15–29 years is represented in the graph below.

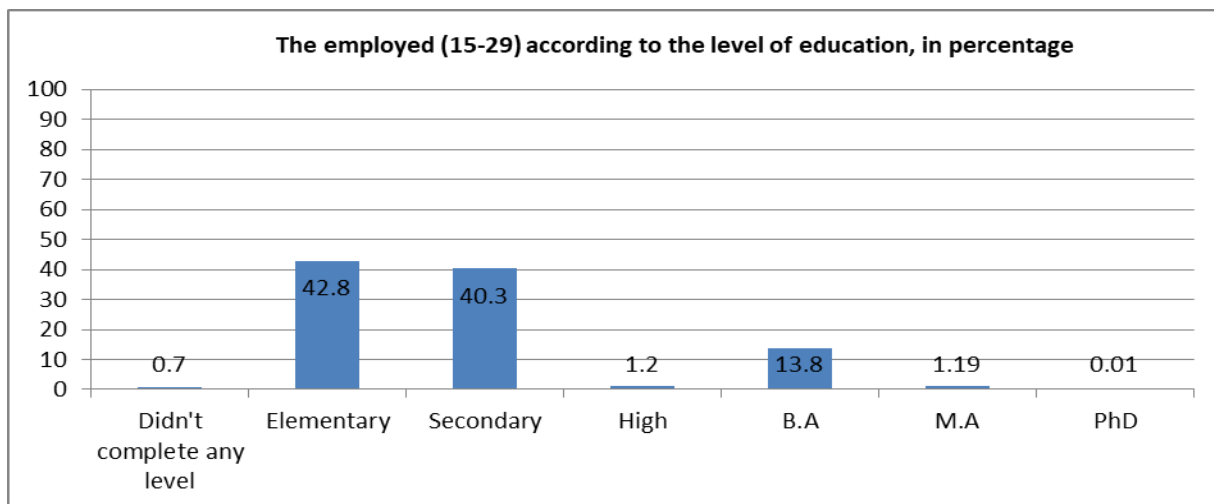
¹⁸Data from the Office for Information and Public Relations, Kosovo Policie, xxxx.

¹⁹See the proceedings of the Municipal Council of Prizren. <https://kk.rks-gov.net/prizren/category/thirrjetprocesverbalet/?page=NaN>

²⁰Data from the Office for Information and Public Relations, Kosovo Policie, December 17th, 2019.

²¹ Ibid.

²²Popullsia e moshës 15 vjeç e mbi sipas statusit të aktivitetit aktual [The population of the age 15 years and above according to the status of actual activity] (2011), Platforma Online ASKDATA, Agjencia e Statistikave të Kosovës.



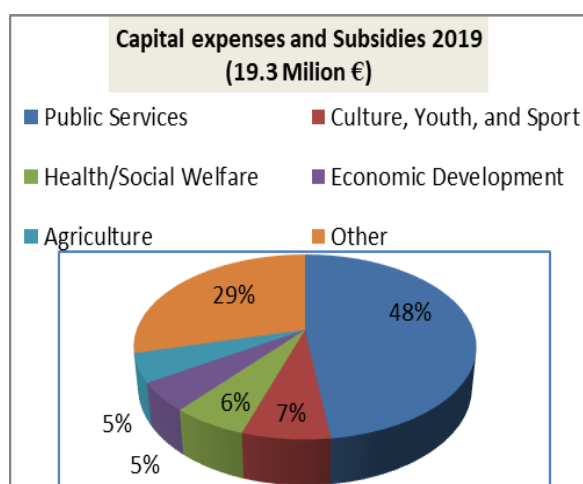
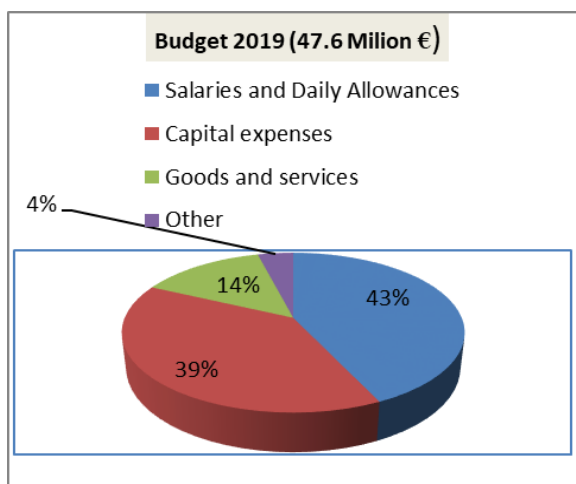
Regarding the citizens that are not economically active, 25.7% of them have mentioned as a reason for this the continuation of education, meanwhile, 54.8% have declared that they take care for the family and for the household. It should be stressed here that 5.36% of the population is in a difficult economic condition, living from the social assistance, meanwhile, 2.8% have pensions as their main source of living.²³

- **The Municipal Budget and the support for youth activities**

For the year 2019, the Municipality of Prizren did have a budget of around 47.6 million €. The incomes into the budget came predominantly from governmental allocations, which constitute around 80.6% of its total, meanwhile, around 18.3% of it the Municipality generates from the revenues of its own. Around 42.9% of the total budget is spend for the category of salaries and daily allowances. The category of goods and services takes part with 14.1%, meanwhile, the part that is dedicated to capital investments is around 39.45% of the total amount.²⁴

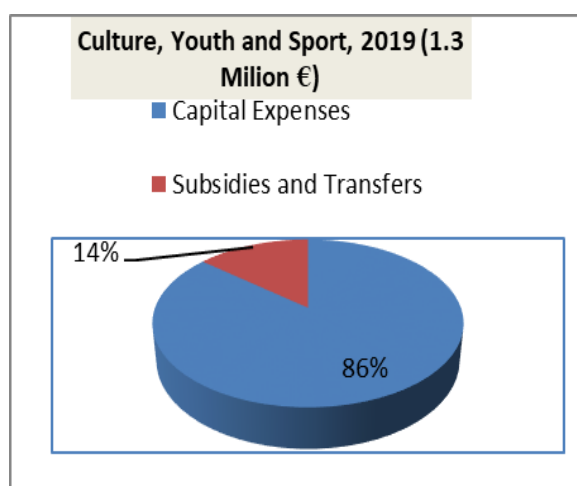
²³ Popullsia sipas burimit kryesor të jetesës [The population according to the major source of income] (2011), Platforma Online ASKDTA, Agjencia e Statistikave të Kosovës.

²⁴ Ligji mbi ndarjet buxhetore për Buxhetin e Republikës së Kosovës për vitin 2019 [The Law on the distribution of the Budget of the Republic of Kosovo for the year 2019], Ministria e Financave [The Ministry of Finances], <https://mf.rks-gov.net/desk/inc/media/4CEFBA4C-4397-4901-AB93-2AA37F43A9F7.pdf>.



If we analyze the budget in comparison to capital investments and subsidies for supporting the culture, youth, and sports, and more particularly, for infrastructure and activities related to youth, we will see that the budget does not fulfill in any meaningful way the needs of this group of population (the age-group 15-29 years of age), which constitutes 28% of the total population of the Municipality of Prizren.

In the budget for the year 2019, only 0.5% (245,000 €) of the total budget is foreseen to be spent in a way that will have an impact on youth, and these expenses are categorized within the category of capital expenses and subsidies, by presenting 1.26% of the total amount of these expenses. Furthermore, 24.5% of this amount is dedicated for subsidies and transfers, and 75.5% for capital expenses.²⁵



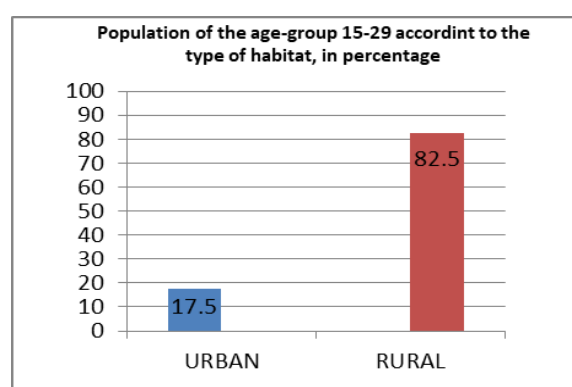
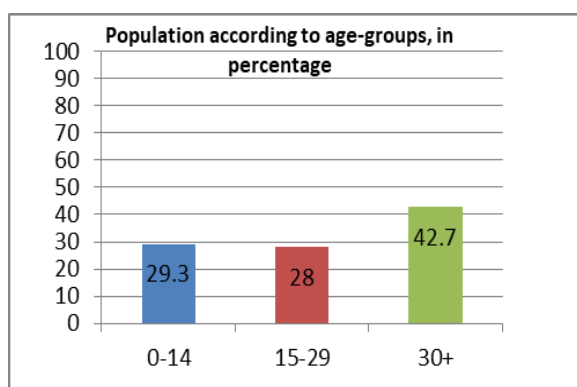
²⁵Ibid.

The Profile of the Municipality of Suhareka

Facts and Figures

- **The structure of the population and the demographic shifts**

In terms of the population size, Suhareka is an average municipality at the Kosovo level. The data on the population census for the year 2011 show that this municipality has had around 59,722 inhabitants, meanwhile, until the year 2018 this figure has decreased for more than 500 inhabitants, which means that now Suhareka has around 59,262 inhabitants.²⁶ According to ethnic background, 96.56% of the inhabitants of Suhareka are Albanians, 0.8% of them are Ashkalis, and the other part belong to other ethnic groups. The gender ratio of the population is 49.36% male and 50.64% female.



This analysis is focused on youth, more particularly on the age-group 15-29 years of age, and these present 28% of the total population, that is, in comparison with the age groups 0-14 years of age (29.2%), together with 30-80 years of age (42.7%)²⁷. The population census shows that majority of youth in the Municipality of Suhareka (82.55%) lives in the 42 villages of the municipality, while the other part, 17.45%, lives in the city.²⁸

²⁶Vlerësim, Popullsia e Kosovës [Assessment, The Population of Kosovo], Agjencia e Statistikave të Kosovës [Kosovo Agency for Statistics]. Link: <http://ask.rks.gov.net/media/4118/vlersimi-i-popullsisë-2017.pdf>

²⁷Popullsia sipas përkatësisë etnike [Population according to ethnic background] 2011, Platforma Online [Online Platform], ASK Data, Agjencia e Statistikave të Kosovës.

²⁸Popullsia sipas moshave dhe llojit të vendbanimit [The population according to age and type of habitat], Platforma Online ASK Data, Agjencia e Statistikave të Kosovës.

- **The level and structure of education, culture, and sports**

The data on the population above 10 years of age, regarding the level of education and literacy, show that in 1,000 inhabitants of this municipality, 41 are illiterate, 94 have not completed any level of education, 613 have completed only the elementary school, 230 have completed secondary school, and 61 have completed undergraduate and graduate studies.²⁹

The Municipality of Suhareka has a total of 45 pre-school and school institutions, with 839 teachers,³⁰ with the ratio of 1.88 schools per 1,000 inhabitants until 19 years of age. Also, in this municipality are registered 21 sport clubs, one library, three culture-houses, four cultural associations, and one youth center.³¹

- **Religious structure**

In terms of religious background, 98.3% of the population of the Municipality of Suhareka have declared themselves to be of Islamic belief, meanwhile, 0.6% are declared as Catholics, 0.01% of Orthodox belief, and 1% of others include the persons of other religious backgrounds, persons without religious affiliation (0.8%), as well as those who preferred not to answer this question.³²

In the territory of the Municipality of Suhareka there are 44 functional mosques, one out of which is in the city, and 43 are located in the villages. The number of Islamic clerics is 26.³³ It should be stressed here that in the period 2011–2018, there were 22 new mosques that entered into the service of Islamic believers in the territory of this municipality.³⁴ The ratio of mosques per inhabitants in the villages is 0.47 mosques per 1,000 inhabitants, meanwhile, in the city it is 0.096 mosques per 1,000 inhabitants. There are three associations under the authority of Islamic Community of Kosovo (BIK) which are active in this municipality, where

²⁹Popullsia e moshës 10 vjeçe e mbi sipas nivelit të arsimimit (2011) [Population of the age 10 years and above according to the level of education (2011)], Platforma Online ASK Data, Agjencia e Statistikave të Kosovës.

³⁰Statistikat e Arsimit në Kosovë 2017/2018 [Statistics on Education in Kosovo 2017/2018], Agjencia e Statistikave të Kosovës, Ministria e Arsimit, Shkencës dhe Teknologjisë [The Ministry of Education, Science and Technology].

³¹Information from the Directorate of Culture, Youth, Sports, and Diaspora Municipality of Suhareka, November 15th, 2018.

³²Popullsia sipas gjinisë, religjionit dhe komunës [Population according to gender, religion and municipality], 2011, Platforma Online ASK Data, Agjencia e Statistikave të Kosovës.

³³Data from the Islamic Community of Kosovo (BIK), July 7th, 2018.

³⁴Organisation for Security and Cooperation in Europe, Municipal Profile of Suhareka, 2011.

one is humanitarian, one is for youth, and the third for women.³⁵ Catholic believers have at their service two churches and two Catholic clerics, and Protestant believers have at their service one Protestant church and one Protestant cleric.³⁶

- **Violent extremism**

According to the data of the Kosovo Police, there were five individuals from the municipality of Suhareka who have joined terrorist groups in Syria and Iraq, which is 0.15 individuals per 1,000 inhabitants.

The data on personal background of these individuals show that they have low and middle level of education, and that they are of poor and average economic condition. Regarding these individuals, 2 from them are male, and 3 are female, and their age varies from 20 up to 40 years.³⁷ Also, in the municipality of Suhareka there are five members of families who were in the areas of war, and they did all return. It should be stressed here that there is no public evidence whatsoever that indicates that the Municipal Council of Suhareka did hold so far even a single meeting for discussing this security problem.³⁸

- **The level of criminality**

The statistics on the level of criminality at the municipality of Suhareka show that during the previous year (2018) there were 650 penal deeds committed in this municipality,³⁹ that is, 11 penal deeds per 1,000 inhabitants, a figure that indicates an average level of criminality. The largest number of the penal deeds committed enter into the categories of deeds against wealth (428), and of deeds against life and body (122).⁴⁰

- **The structure of population according to economic activity**

The statistical data (2011) for the Municipality of Suhareka show that from 42 thousand persons of the age above 15 years, only 35.48% are economically active – and only 50.4% of them are employed. Economically inactive were declared 64.52% of the population above 15

³⁵Data from the Islamic Community of Kosovo (BIK), July 7th, 2018.

³⁶Data from the Community of the Protestant Church of Kosovo, July 20th, 2018.

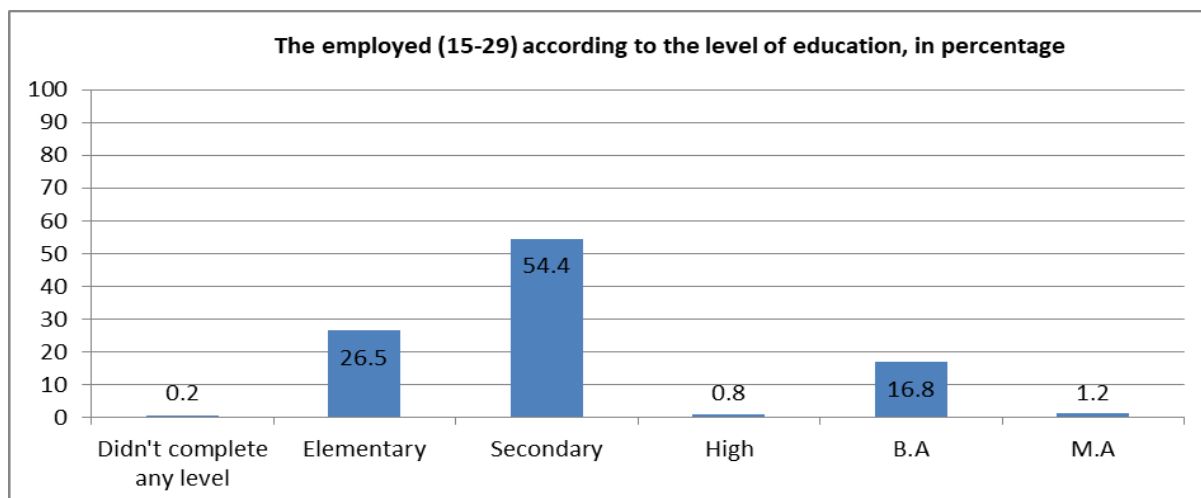
³⁷Data from the Office for Information and Public Relations, Kosovo Police, December 17th, 2019.

³⁸See the proceedings of the Municipal Council of Suhareka, <https://kk.rks-gov.net/suhareke/category/procesverbalet/ekstraktet-e-procesverbaleve-te-kuvendit/>

³⁹Data from the Office for Information and Public Relations, Kosovo Police, December 17th, 2019.

⁴⁰Ibid.

years.⁴¹The structure of the employed part of the population according to education, for the age-group 15–29 years, is given in the graph below.



Meanwhile, as far as the economically inactive citizens are regarded, 21.4% of them have declared as a reason for this the continuation of their education, and, 42.76% have declared that they take care for the family and the household. It should be mentioned here that 3.4% of the population is in the difficult economic condition, living from social assistance, meanwhile, 5.9% have mentioned pensions as the major source of living.⁴²

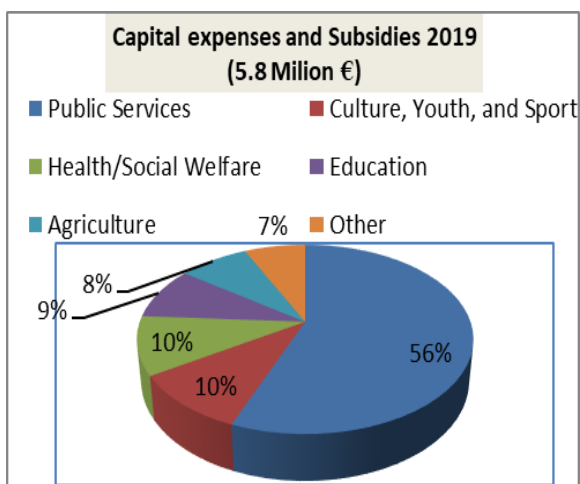
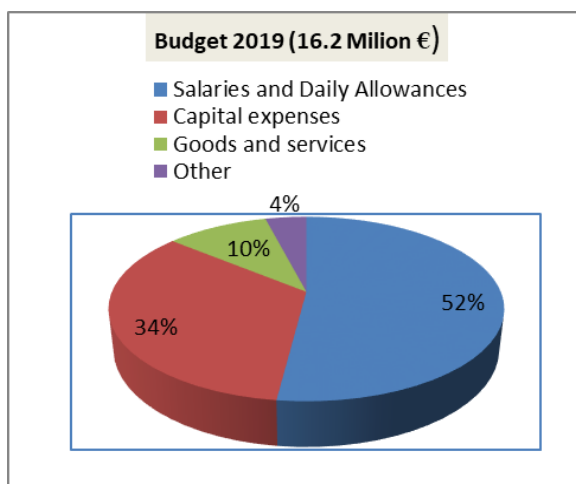
- **The Municipal Budget and the support for the youth activities**

For the fiscal year 2019 the Municipality of Suhareka has a budget of around 16.2 million €. The incomes into the budget are predominantly from the governmental allocations, that constitute around 85.2% of its total, meanwhile, around 14.8% of its value is generated by the Municipality from the revenues of its own. Salaries and daily allowances are a category that constitute around 51.9% of the total budget. The category of goods and services takes part with 10.5%, meanwhile, the part dedicated to capital investments is around 33.8% of the total amount.⁴³

⁴¹Popullsia e moshës 15 vjeç e mbi sipas statusit të aktivitetit aktual [The population of the age 15 years and above according to the status of actual activity] (2011), Platforma Online ASKDATA, Agjencia e Statistikave të Kosovës.

⁴²Popullsia sipas burimit kryesor të jetesës [The population according to the major source of income] (2011), Platforma Online ASKDATA, Agjencia e Statistikave të Kosovës.

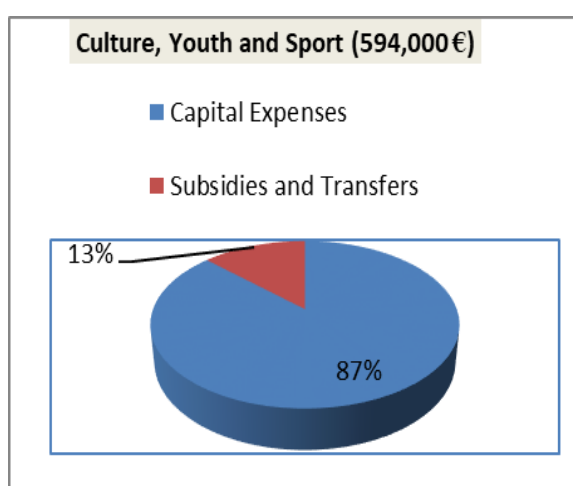
⁴³Ligji mbi ndarjet buxhetore për Buxhetin e Republikës së Kosovës për vitin 2019 [The Law on the distribution of the Budget of the Republic of Kosovo for the year 2019], Ministria e Financave [The Ministry of Finances], <https://mf.rks-gov.net/desk/inc/media/4CEFBA4C-4397-4901-AB93-2AA37F43A9F7.pdf>



If we analyze the relation of the budget to capital investments, and to the support of culture, youth and sports, more specifically, to infrastructure and activities related to youth, we will see that this portion of the budget does not fulfill in any meaningful way the needs of this group of population (age group 15-29 years), which constitutes 28.1% of the total population of the Municipality of Suhareka.

In the municipal budget for the year 2019, 3.65% (594,500 €) of its total is foreseen to be spend in a way that will have impact on youth, and this is fully categorized within the section of capital expenses and subsidies, representing 9.4% of these expenses.

Furthermore, 13.4% of this amount is dedicated for subsidies and transfers, meanwhile, 86.6% for capital expenses.⁴⁴



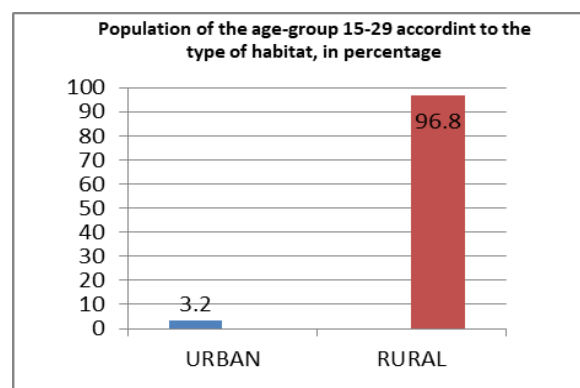
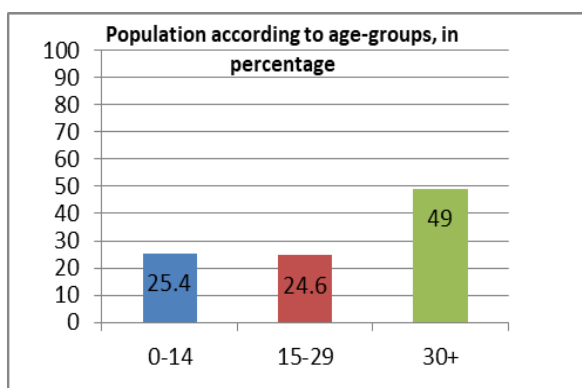
⁴⁴ Ibid.

The Profile of the Municipality of Dragash

Facts and Figures

- **The structure of the population and the demographic shifts**

In terms of population size, Dragash is a small municipality at the Kosovo level. The data of the population census of the year 2011 show that in that year this municipality did have 33,997 inhabitants, meanwhile, until the year 2018 this figure has increased for 144, which means that it has 34,142 inhabitants.⁴⁵ According to ethnic background, 59.6% of the inhabitants of Dragash are Albanians, 26.3% are Gorani, 12% are Bosniaks, 0.6% Turks, and 1.5% belong to other ethnic groups. The gender ratio of the population is 50.2% male, and 49.8% female.



This analysis is focused on youth, and particularly on the age-group 15-29 years, which represents 24.61% of the total population, that is, in comparison with the age groups 0-14 years of age (25.46%), together with 30-80 years of age (49%)⁴⁶. The population census shows that majority of youth in the Municipality of Dragash (97%) lives in the 35 villages of the municipality, meanwhile, the other part of 3.2% lives in the city.⁴⁷

⁴⁵Vlerësim, Popullsia e Kosovës [Assessment, The Population of Kosovo], Agjencia e Statistikave të Kosovës [Kosovo Agency for Statistics]. Link: <http://ask.rks.gov.net/media/4118/vlersimi-i-popullsisë-2017.pdf>

⁴⁶Popullsia sipas përkatësisë etnike [Population according to ethnic background] 2011, Platforma Online [Online Platform], ASK Data, Agjencia e Statistikave të Kosovës.

⁴⁷Popullsia sipas moshave dhe llojit të vendbanimit [The population according to age and type of habitat], Platforma Online ASK Data, Agjencia e Statistikave të Kosovës.

- **The level and the structure of education, culture, and sport**

The data on the population above 10 years of age, regarding the level of education and literacy, show that in 1,000 inhabitants of this municipality, 20 are illiterate, 69 have not completed any level of education, 679 have completed only elementary school, 200 have completed secondary school, and 51 have completed undergraduate and graduate studies.⁴⁸

The Municipality of Dragash has a total of 36 educational elementary and secondary institutions,⁴⁹ with 377 teachers,⁵⁰ and with a ratio of 2.1 schools per 1,000 inhabitants of the age up to 19 years. It should be stressed here that the children of the Bosniak community follow the instruction in the Bosniak language in 10 classes of the elementary and secondary schools.⁵¹ Also, in this municipality are functioning four sport clubs, ethnological museum, one culture-house, seven libraries (one central, and six attached), and two cultural-artistic societies.⁵²

- **Religious structure**

In terms of religious background, 99.4% of the population of the Municipality of Dragash have declared themselves to be of Islamic belief, meanwhile, 0.45% of the others include persons of other religious backgrounds, as well as those who have preferred not to answer.⁵³

In the territory of this municipality there are 44 functional mosques, two out of which are in the city, and 42 are located in the villages. The number of Islamic clerics is 40.⁵⁴ It should be stressed here that there were seven new mosques that have entered in the service of Islamic believers in the territory of this municipality during the period 2011–2018.⁵⁵ The ratio

⁴⁸Popullsia e moshës 10 vjeçe e mbi sipas nivelit të arsimimit (2011) [Population of the age 10 years and above according to the level of education (2011)], Platforma Online ASK Data, Agjencia e Statistikave të Kosovës.

⁴⁹Statistikat e Arsimit në Kosovë 2017/2018 [Statistics on Education in Kosovo 2017/2018], Agjencia e Statistikave të Kosovës, Ministria e Arsimit, Shkencës dhe Teknologjisë [The Ministry of Education, Science and Technology]. Link: <http://ask.rks-gov.net/media/4145/stat-e-arsimit-2017-2018-shqip.pdf>

⁵⁰Ibid.

⁵¹Qasja e Komuniteteve në Arsimin Parauniversitar në Kosovë [The Access of the Communities to Pre-University Education in Kosovo], OSBE, December 2018, <https://www.osce.org/sq/mission-in-kosovo/406958?download=true>

⁵²Data sent by the Directorate for Culture, Youth, and Sports, Dragash, September 24th, 2019.

⁵³Popullsia sipas gjinisë, religjionit dhe komunës [Population according to gender, religion and municipality], 2011, Platforma Online ASK Data, Agjencia e Statistikave të Kosovës.

⁵⁴Data from the Islamic Community of Kosovo (BIK), July 7th, 2018.

⁵⁵Organisation for Security and Cooperation in Europe, Municipal Profile of Dragash (2018), <https://www.osce.org/kosovo/13114?download=true>

mosques per inhabitants in the villages is 1.27 mosques per 1,000 inhabitants in the villages, and 1.82 mosques per 1,000 inhabitants in the city. There are three associations under the authority of Islamic Community of Kosovo (BIK) which are active in this municipality, where one is humanitarian, one is for youth, and the third for women.⁵⁶ The Catholic, Protestant, and Orthodox believers do not have churches and religious clerics in the Municipality of Dragash.

- **Violent extremism**

According to the data of the Kosovo Police, there were 6 individuals from the municipality of Dragash who have joined terrorist groups in Syria and Iraq, that is 0.15 individuals per 1,000 inhabitants. The data on personal background of these individuals show that they have medium level of education, and that they are of poor economic condition.⁵⁷ It should also be mentioned that there are two individuals in the municipality of Dragash who are arrested for terrorist activity or for other acts related to this type of activity.

It should be also stressed that there is no public evidence whatsoever that the Municipal Council of Dragash did hold so far even a single meeting for discussing this security problem.⁵⁸

- **The level of criminality**

The statistics on the level of criminality at the municipality of Dragash show that during the previous year (2018) there were 157 criminal deeds committed in this municipality,⁵⁹ that is, 4,6 criminal deeds per 1,000 inhabitants. The largest number of these penal deeds belong to the category of the deeds against wealth (71), and of the deeds against life and body (73).⁶⁰

- **The structure of population according to economic activity**

The statistical data (2011) for the Municipality of Dragash show that from 35 thousand persons of the age above 15 years, only 32% are economically active – and only 54.8% of them

⁵⁶ Data from the Islamic Community of Kosovo (BIK), July 7th, 2018.

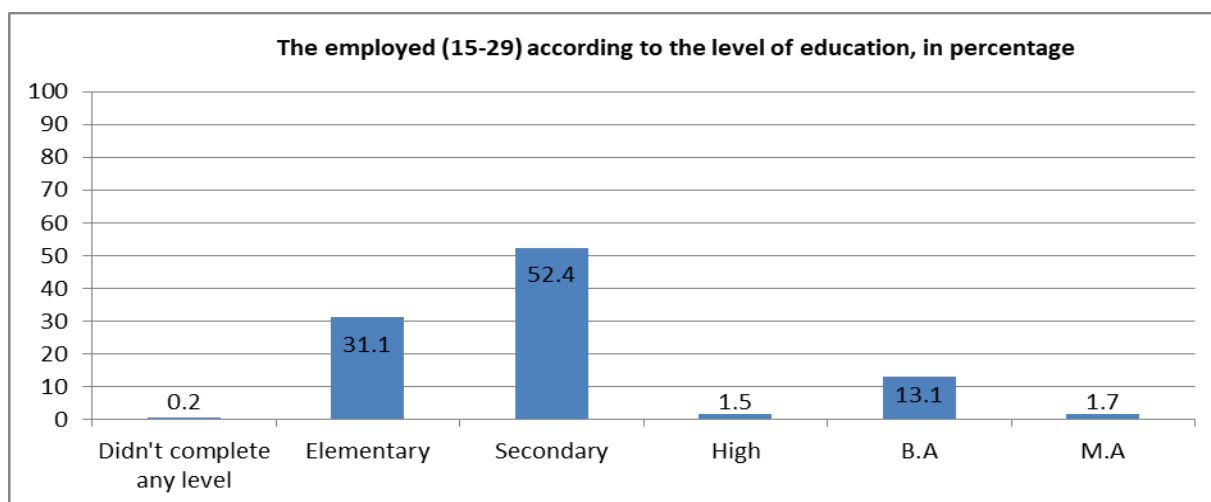
⁵⁷ Data from the Office for Information and Public Relations, Kosovo Police, May 24th, 2019.

⁵⁸ See the proceedings of the Municipal Council of Dragash, <https://kk.rks-gov.net/dragash/category/procesverbalet/>

⁵⁹ Data from the Office for Information and Public Relations, Kosovo Police, May 24th, 2019.

⁶⁰ Ibid.

are employed. Economically inactive were declared 67.9% of the population above 15 years.⁶¹ The structure of the employed population according to education, for the age-group 15-29 years is given in the graph below.



As far as the economically inactive citizens are regarded, 18% of them have declared as a reason for this the continuation of their education, meanwhile, 60.5% have declared that they take care for the family and the household. It should be mentioned here that 3% of the population is in the difficult economic condition, living from social assistance, meanwhile, 8.9% have as a source for living their pensions.⁶²

- **The Municipal Budget and the support for youth activities**

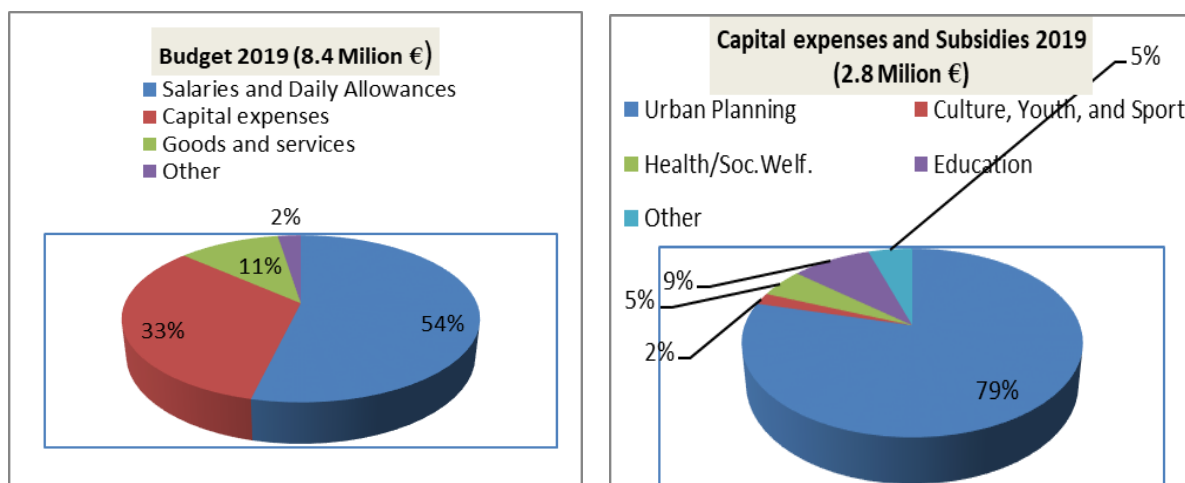
For the fiscal year 2019 the Municipality of Dragash has a budget of around 8.4 million €. The incomes into the budget are predominantly from the governmental allocations, that constitute around 92.9% of its total. Around 5.95% of the Budget is generated by the Municipality from the revenues of its own, meanwhile, 1.1% is financed from borrowing. Salaries and daily allowances are a category that constitute above 54.3% of the total budget.

⁶¹Popullsia e moshës 15 vjeç e mbi sipas statusit të aktivitetit aktual [The population of the age 15 years and above according to the status of actual activity] (2011), Platforma Online ASKDATA, Agjencia e Statistikave të Kosovës.

⁶²Popullsia sipas burimit kryesor të jetesës [The population according to the major source of income] (2011), Platforma Online ASKDATA, Agjencia e Statistikave të Kosovës.

The category of goods and services takes part with around 10.33%, meanwhile, the part dedicated to capital investments is around 33.1% of the total amount.⁶³

If we analyze the relation of the budget to capital investments, and to the support of culture, youth and sports, more specifically, to infrastructure and activities related to youth, we will see that this portion of the budget does not fulfill in any meaningful way the needs of this group of population (age group 15-29 years), which constitutes 24.6% of the total population of the Municipality of Dragash.



In the budget for the year 2019, only 0.82% (69,000€) of its total is foreseen to be spend in a way that will have impact on youth, and this is fully categorized within the section of subsidies, representing 100% of these expenses. Moreover, the Directorate for Culture, Youth, and Sports of the Municipality has had an investment of around 1.6 million € for Sports Gym from the Ministry of Culture, Youth, and Sports.⁶⁴

⁶³Ligji mbi ndarjet buxhetore për Buxhetin e Republikës së Kosovës për vitin 2019 [The Law on the distribution of the Budget of the Republic of Kosovo for the year 2019], Ministria e Financave [The Ministry of Finances], <https://mf.rks-gov.net/desk/inc/media/4CEFBA4C-4397-4901-AB93-2AA37F43A9F7.pdf>

⁶⁴Ibid.

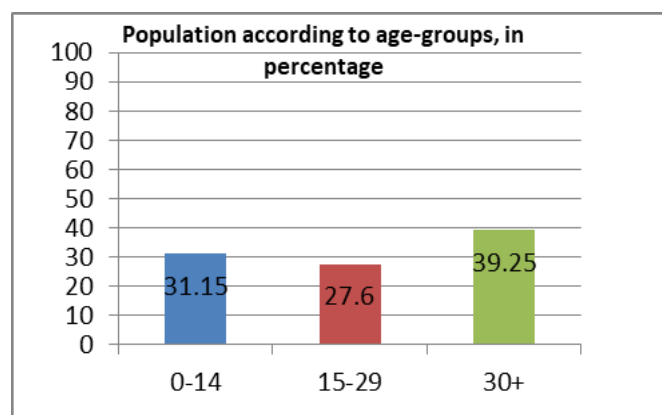
The Profile of the Municipality of Mamusha

Facts and Figures

- **The structure of the population and the demographic shifts**

In terms of the population, Mamusha is a rural municipality at the Kosovo level.

Për nga popullsia, Mamusha është komunë rurale në nivel të Kosovës. The data on the population census for the year 2011 show that this municipality has had 5,507 inhabitants.⁶⁵ According to ethnic background, around 93.1% of the inhabitants of Mamusha are Turks, 5.93% are Albanians, and 1% are of other ethnic backgrounds. The gender ratio is 51.2% male and 48.8% female.



This analysis is focused on youth, more particularly on the age-group 15-29 years of age, and they represent 27.6% of the total population, that is, in comparison with the age groups 0-14 years of age (33.15 %), together with 30-80 years of age (39.25%).⁶⁶

- **The level and the structure of education, culture, and sports**

The data on the population above 10 years of age, regarding the level of education and literacy, show that in 1,000 inhabitants of this municipality, 12 are illiterate, 69 have not

⁶⁵Vlerësim, Popullsia e Kosovës [Assessment, The Population of Kosovo], Agjencia e Statistikave të Kosovës [Kosovo Agency for Statistics]. Link: <http://ask.rks.gov.net/media/4118/vlersimi-i-popullsisë-2017.pdf>

⁶⁶Popullsia sipas përkatësisë etnike [Population according to ethnic background] 2011, Platforma Online [Online Platform], ASK Data, Agjencia e Statistikave të Kosovës.

completed any level of education, 835 have completed only the elementary school, 75 have completed secondary school, and 19 have completed undergraduate and graduate studies.⁶⁷

The Municipality of Mamusha has a total of 3 pre-school, elementary and secondary educational institutions, with 48 teachers, which provide the instruction in Turkish language.⁶⁸ For this municipality, there are no data available at the public domain on the infrastructure of culture and sports.

- **Religious structure**

In terms of religious background, the absolute majority of the population of the Municipality of Mamusha have declared themselves of Islamic creed.⁶⁹ In the territory of the Municipality of Mamusha there are two functional mosques,⁷⁰ and there are no other religious sites.

- **Violent extremism**

In the Municipality of Mamusha there were no recorded cases of the citizens of this municipality joining to terrorist groups in the Middle East.

- **The level of criminality**

The statistics on the level of criminality in the Municipality of Mamusha show that there were 31 penal deeds committed in this Municipality during the previous year (2018),⁷¹ that is, 5.6 penal deeds per 1,000 inhabitants, a figure that presents a low level of criminality. The greatest number of the penal deeds belong to the categories of penal deeds against wealth (20) and those against life and body (11).⁷²

- **The structure of population according to economic activity**

The statistical data (2011) on the Municipality of Mamusha show that from 3,211 people of the age above 15 years, only 33.3% are economically active – and 97.2% from them are

⁶⁷Popullsia e moshës 10 vjeçe e mbi sipas nivelit të arsimimit (2011) [Population of the age 10 years and above according to the level of education (2011)], Platforma Online ASK Data, Agjencia e Statistikave të Kosovës.

⁶⁸Qasja e Komuniteteve në Arsimin Parauniversitar në Kosovë [The Access of the Communities to the Pre-University Education in Kosovo], OSBE, December 2018, <https://www.osce.org/sq/mission-in-kosovo/406958?download=true>

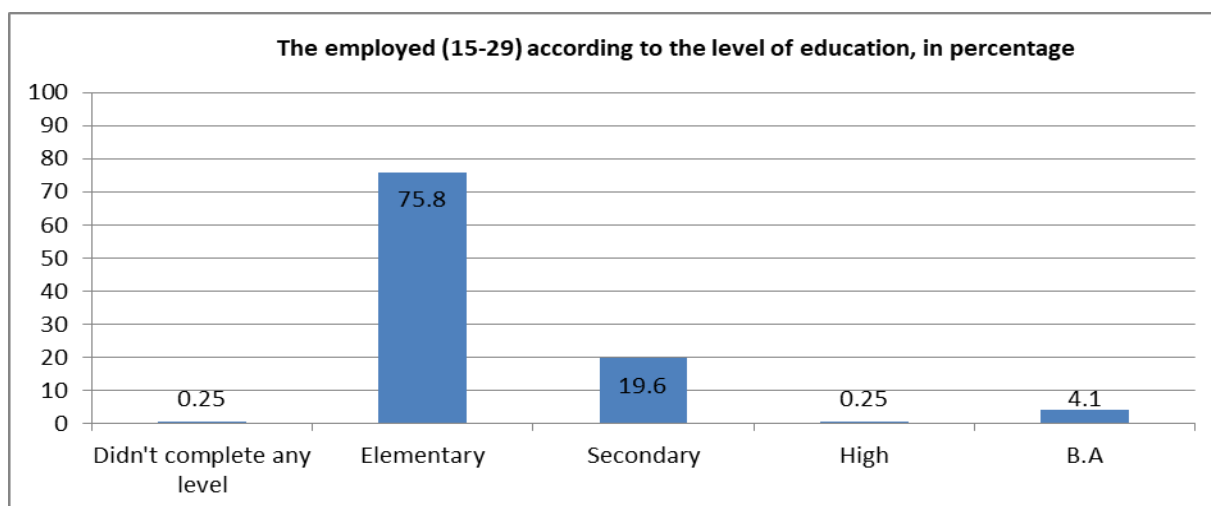
⁶⁹Popullsia sipas gjinisë, religjionit dhe komunës [Population according to gender, religion and municipality], 2011, Platforma Online ASK Data, Agjencia e Statistikave të Kosovës.

⁷⁰Data from the Islamic Community of Kosovo (BIK), July 7th, 2018.

⁷¹Data from the Regional Directorate of Prizren, Kosovo Police, December 17th, 2019.

⁷²Ibid.

employed. Economically inactive were declared 66% of the population above 15 years.⁷³The structure of the employed part of the population according to their level of education, for the age-group 15-29 years, is given in the graph below.



As far as the economically inactive citizens are concerned, 18.8% of them have declared the continuation of education as a reason for this, and 74.1% have declared that they are taking care for the family and for the household. It should be remarked here that 0.6% of the population is in difficult economic condition, living from social assistance, meanwhile, 1% have pensions as the major source for living.⁷⁴

- **The Municipal Budget and the support of youth activities**

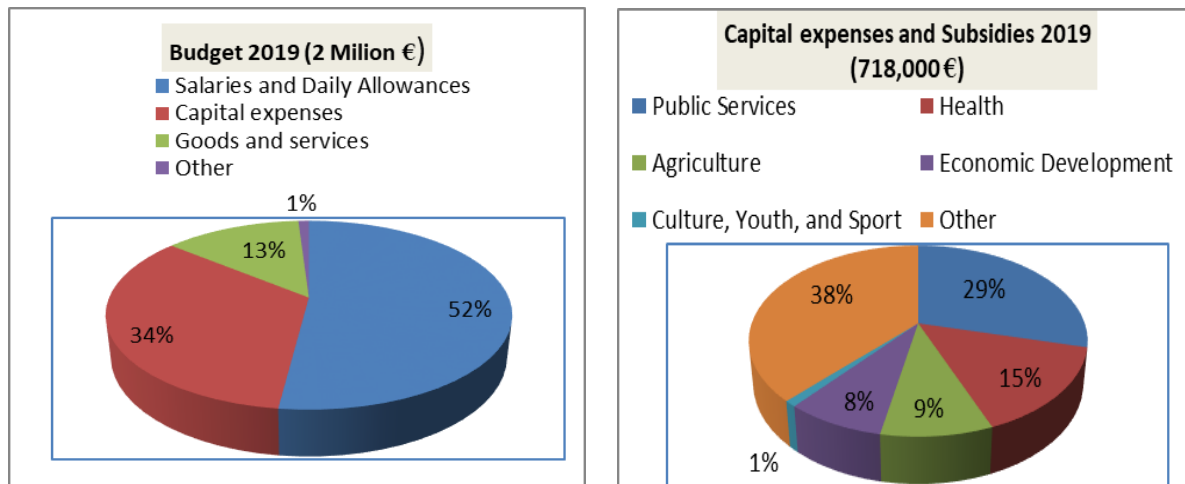
For the year 2019, the Municipality Mamusha has a budget of around 2.07 million €. ⁷⁵The incomes into the budget come predominantly from governmental allocations, which constitute around 95.9% of its total. The Municipality generates around 3.42% of its budget from the revenues of its own. Around 50.9% of the total budget is spend for the category of salaries and daily allowances. The category of goods and services takes part with around

⁷³Popullsia e moshës 15 vjeç e mbi sipas statusit të aktivitetit aktual [The population of the age 15 years and above according to the status of actual activity] (2011), Platforma Online ASKDATA, Agjencia e Statistikave të Kosovës.

⁷⁴Popullsia sipas burimit kryesor të jetesës [The population according to the major source of income] (2011), Platforma Online ASKDATA, Agjencia e Statistikave të Kosovës.

⁷⁵Ligji mbi ndarjet buxhetore për Buxhetin e Republikës së Kosovës për vitin 2019 [The Law on the distribution of the Budget of the Republic of Kosovo for the year 2019], Ministria e Financave [The Ministry of Finances], <https://mf.rks-gov.net/desk/inc/media/4CEFBA4C-4397-4901-AB93-2AA37F43A9F7.pdf>

12.9% of its value, meanwhile, the part that is dedicated to capital investments is around 33.3% of the total amount.⁷⁶



If we analyze the budget in comparison to capital investments and subsidies for supporting the culture, youth, and sports, more particularly, for infrastructure and activities related to youth, we will see that, with the exception of one subsidy in the amount of 7,844 € which figures in the Directorate of Culture of the Municipality, the budget does not fulfill in any meaningful way the needs of this group of population (the age-group 15-29 years of age),⁷⁷ which constitutes 27.6% of the population of the Municipality of Mamusha.

⁷⁶ Ibid.

⁷⁷ Ibid.

Consortium: "With Participatory Democracy for a Kosovo without Radicalization" | Konzorciumi: "Me Demokraci Pjesëmarrëse për një Kosovë pa Radikalizim"



info@sprc.kg.org www.sprc.kg.org

