

The Municipalities of the Gjilan Region

Socio-Economic Profiles

This edition is part of the Program “With Participatory Democracy for a Kosovo without Radicalism,” of the Consortium of NGO-s (ATRC, KIPRED, BIRN, SPRC, KCBS and D+)

Consortium: “With Participatory Democracy for a Kosovo without Radicalization” | Konzorciumi: “Me Demokraci Pjesëmarrëse për një Kosovë pa Radikalizim”



Prepared by: Lulzim Peci, Mentor Agani, Diedon Nixha, and Valdrin Ukshini.

Copyright © 2018, KIPRED. All the rights reserved. No part of this publication can be reproduced, stored in any retrievable system, or conveyed in any form, or with any devices, electronic, mechanical, photocopying, registering or other, without the previous written permission by the publisher. Please contact: info@kipred.org apo: +381 38 542 778.

Published by:



The Kosovar Institute for Policy Research and Development (KIPRED)

Rr. Major Mehmet Bushi, H.III. No.1

10 000 Prishtina, Kosovo

Telephone and fax: +381 38 542 778

Content:

Executive Summary	4
The Profile of the Municipality of Gjilan	7
The Profile of the Municipality of Kamenica	13
The Profile of the Municipality of Vitia	19
The Profile of the Municipality of Ranillug	25
The Profile of the Municipality of Klllokot	29
The Profile of the Municipality of Partesh	34

Executive Summary

The purpose of these profiles of the municipalities in the Region of Gjilan is to be used as an incentive for opening of a public debate, and to help municipal and national decision-makers in formulating and enforcing the policies that will address the needs of the young population belonging to the age group 15-29 years.

With this purpose, KIPRED has summarized data on the structure of the population and demographic shifts, on the level and the structure of education, culture and sport, on the spread of information technology, religious structure, including the number of religious facilities and of clerics, violent extremism, the level of criminality, the structure of population according to economic activities, municipal budgets and the support they provide for youth activities, and this was done for the municipalities of Gjilan, Vitia, Kamenica, as well as for rural municipalities of Ranillug, Klllokot and Partesh.

The data summarized here show that, with the exception of the Municipality of Gjilan, the absolute majority of the population of the age-group 15-29 years in this region lives in the rural parts of these municipalities. The highest level of education for urban municipalities is in the Municipality of Gjilan, and then come the Municipalities of Kamenica and Vitia, which stands as the weakest in the region, and, among the rural municipalities, the highest level of education is in the Municipality of Ranillug, which stands as the best in the region, and then come the Municipalities of Partesh and of Klllokot.

The cultural and sport infrastructure for the youth in these municipalities, with the exception of Gjilan, is poor, and it does not fulfill the needs of this age-group of the population. Regarding the religious structure, the absolute majority of the inhabitants of the municipalities of Gjilan, Vitia and Kamenica (98%) declared themselves to belong to Islamic religion. The majority of inhabitants of the municipalities of Ranillug and Partesh (97%) declared themselves to belong to Orthodox religion, meanwhile, the Municipality of Klllokot stands with approximately equal percentages of those belonging to Islamic and Orthodox religion.

In the Municipality of Gjilan, the mosques per inhabitants ratio is 1.1 mosque per 1,000 inhabitants in the villages, and 0.16 mosques per 1,000 inhabitants in the city; in the Municipality of Vitia this ratio is 0.83 mosques per 1,000 inhabitants in the villages, and 0.02 mosques per 1,000 inhabitants in the city; and, in the Municipality of Kamenica, 3.9 mosques per 1,000 inhabitants in the villages, and 0.06 mosques per 1,000 inhabitants in the city.

The number of individuals who have joined foreign wars, namely, the terrorist organizations in Iraq and Syria, for the Municipality of Gjilan is 0.41 per 1,000 inhabitants, for the Municipality of Vitia is 0.27 individuals per 1000 inhabitants, and for the Municipality of Kamenica is 0.13 individuals per 1,000 inhabitants. Meanwhile, in other municipalities of the region there were no such cases recorded. In general, the economic condition of these individuals is mainly poor, and they have mainly finished elementary and secondary education.

The number of penal deeds per 1,000 inhabitants has its highest values in the Municipality of Partesh, Gjilan, and of Klllokot, 24.8, 16.3, and 15.2 respectively; meanwhile, this number is the lowest in the Municipality of Vitia, 9.2, and in the Municipalities of Kamenica and Ranillug it is 9.6 and 11, respectively.

In the Municipality of Gjilan 4.7% of the population is in hard economic condition, living from social assistance, while 5.9% have pensions as major source of living; in the Municipality of Vitia 4.2% of the population lives from social assistance, and 5.8% from pensions; in the Municipality of Kamenica 4.1% of the population lives from social assistance, and 7.9% from pensions; in the Municipality of Ranillug 5.1% of the population lives from social assistance, and 12.5% from pension; in the Municipality of Partesh 3.4% live from social assistance, and 11.5% from pensions; meanwhile, the most difficult condition is in the Municipality of Klllokot, where 7.6% of the population lives from social assistance, and 5.7% from pensions.

As far as capital expenditures and subsidies for culture, sport and youth are concerned, in the Municipality of Gjilan they represent 3.0% of the total value of capital expenditures and subsidies, in the Municipality of Vitia 1.62%, and in the Municipality of Kamenica 9.95%. Meanwhile, in the Municipalities of Ranillug, Partesh and Klllokot, there are no allocations from

the budget for the youth. With the exception of Gjilan, these expenses are not even close to fulfilling the needs for extracurricular activities of the youth of these municipalities, and they have exceedingly poor, or inexistent, municipal infrastructure for sports, culture and other activities.

At the end, the following table provides a summarized review of socio-economic data for the municipalities of the Gjilan region:

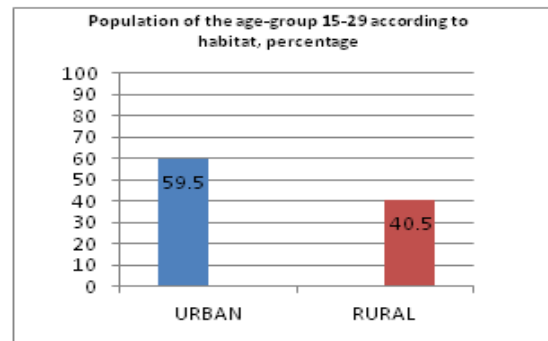
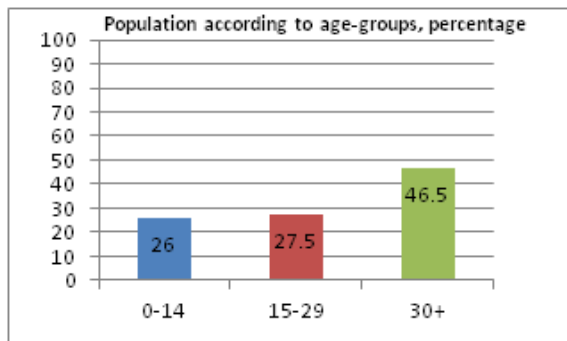
	Gjilan	Kamenica	Vitia	Ranillug	Klllokot	Partesh
Population	80162	30750	47615	3810	2753	1730
Age Group 15-29	27.5.%	27.2.%	27.1.%	23.40%	28.00%	26.90%
City	59.5.%	20.30%	10.50%	*	*	*
Village	40.5.%	79.7.%	89.50%	100%	100.00%	100.00%
The level of education						
Illiterate	45	49	46	38	36	32
Without elementary education(per 1,000 inhabitants)	100	114	118	104	103	83
Elementary education (per 1,000 inhabitants)	499	525	538	418	502	448
Secondary education (per 1,000 inhabitants)	308	296	278	385	327	386
High education	91	64	64	91	66	81
Number of school institutions	52	33	39	10	5	8
Religion						
Mosques	49	31	36	0	1	0
Islamic clerics	44	25	32	0	0	0
Catholic churches	1	0	8	0	0	0
Catholic clerics	3	0	4	0	0	0
Protestant churches	1	0	0	0	0	0
Protestant clerics	4	1	0	0	0	0
Ortodox churches	6	7	2	9	4	3
Foreign Terrorist Fighters	33	4	13	*	*	*
Average age	26.2	24.5	27.1	*	*	*
The level of education	Medium/Low	Low/Medium	Medium	*	*	*
Economic condition	Poor	Poor	Poor	*	*	*
Criminality (penal deeds/per 1,000 inhabitants)	16.3	9.6	9.2	11	15.2	24.8
Economic condition						
Economically active population	43.6.%	36.7.%	40.00%	36.4.%	34.80%	35.00%
Employed	54.4.%	51.2.%	52.00%	41.4.%	58.5.%	50%
On social assistance	4.70%	4.1.%	4.2.%	5.1.%	7.60%	3.40%
Dependant on pensions	5.90%	7.9.%	5.8.%	12.5.%	5.70%	11.50%
Municipal budget (EUR)	25.5 million	9.3 million	11.4 million	1.8 million	1.2 million	1.2 million
Capital investments and subsidies	22.3.%	11.70%	20.50%	28.8.%	26.40%	10.30%
Capital investments and subsidies for youth	3.00%	9%	1.62.%	0%	0%	0%

The Profile of the Municipality of Gjilan

Facts and Figures

- **The structure of the population and the demographic shifts**

In terms of its size, Gjilan is the sixth municipality at the Kosovo level. The data of the population census of the year 2011 show that this municipality has had 90 thousand inhabitants, and until 2018 this figure has decreased for 10 thousand inhabitants, that is, into 80 thousand.¹ In terms of ethnic background, 97.3% of the inhabitants of Gjilan are Albanians, 1% are Turks, 0.7% Serbs, and 1% belongs to other ethnic groups. Gender ratio of the population is 50.3% male and 49.7% female.



This analysis is focused on youth, specifically on the age group 15-29 years, the members of which constitute 27.5% of the total population, that is, in relation of the age groups 0-14 (26%) and 30-80 (46.5%).² The registration of population shows that the largest number of the youth in

¹ Evaluation, Popullsia e Kosovës [Population of Kosovo], Agjencia e Statistikave të Kosovës [Kosovo Agency for Statistics]. Link: <http://ask.rks.gov.net/media/4118/vlersimi-i-popullsise-2017.pdf>

² Popullsia sipas përkatësisë etnike 2011, Platforma Online ASK Data, Agjencia e Statistikave të Kosovës [Population according to ethnic background, 2011, Online Platform ASK Data, Kosovo Agency for Statistics].

the Municipality of Gjilan (59.5%) live in the city, meanwhile, the other part (40.5%), live in the 48 villages of the municipality.³

- **The level and structure of education, culture and sport**

The data on the population above 10 years of age, according to the level of education and literacy, show that on 1,000 inhabitants, 45 are illiterate, 11.1 have not completed any level of education, 499.8 have completed only elementary education, 308.6 have completed secondary education, and 91.3 have completed undergraduate and graduate studies.⁴

The Municipality of Gjilan has 52 preschool, elementary, and secondary educational institutions, with 1,417 teachers, with the ratio of 1.56 schools per 1,000 inhabitants of the age up to 19 years.⁵ In the March of the year 2013, the Public University Kadri Zeka was established in the Municipality of Gjilan,⁶ and actually there are 3,346 students studying there.⁷ There are campuses of private colleges opened in this city, the one of the University for Business and Technology (UBT),⁸ of the Fama College,⁹ and of the Arbëria College;¹⁰ on the number of students studying in these colleges in Gjilan there are no data on the public domain.

In the Municipality of Gjilan there are 57 sport clubs-associations, 10 libraries, 4 culture houses, 10 cultural ensembles, 1 theatre, 1 museum, and 4 cultural-artistic associations. There are also 3 sport facilities where the sport clubs develop their activities, Sport Hall “Bashkim Selishta – Petriti,” the City Stadium, and the Supporting Stadium.¹¹

³ Popullsia sipas moshave dhe llojit të vendbanimit, Platforma Online ASK Data, Agjencia e Statistikave të Kosovës [Population according to age and the type of habitat, Online Platform, ASK Data, Kosovo Agency for Statistics].

⁴ Popullsia e moshës 10 vjeçe e mbi sipas nivelit të arsimit (2011) [Population of age 10 years and above, according to the level of education (2011)], Platforma Online ASK Data, Agjencia e Statistikave të Kosovës.

⁵ Statistikat e Arsimit në Kosovë 2017/2018, Agjencia e Statistikave të Kosovës, Ministria e Arsimit, Shkencës dhe Teknologjisë. [Statistics on Education in Kosovo 2017/2018, Kosovo Agency of Statistics, the Ministry of Education, Science and Technology.] Link: <http://ask.rks-gov.net/media/4145/stat-e-arsimit-2017-2018-shqip.pdf>.

⁶ Universiteti Kadri Zeka, <https://www.uni-gjilan.net/>

⁷ Statistikat e Arsimit në Kosovë 2017/2018, Agjencia e Statistikave të Kosovës, Ministria e Arsimit, Shkencës dhe Teknologjisë. Linku: <http://ask.rks-gov.net/media/4145/stat-e-arsimit-2017-2018-shqip.pdf>

⁸ Universiteti për Biznes dhe Teknologji (UBT). Link: <https://www.ubt-uni.net/sq/ubt-tani-edhe-ne-gjilan/>

⁹ Kolegji Fama Gjilan. Link: <http://kolegijfama-edu.org/gjilan/>

¹⁰ Kolegji Arbëri Gjilan. Link: <http://kugjilani.com/>

¹¹ Data from the Directorate on Culture, Youth and Sports, of the Municipality of Gjilan, 23.01.2019.

- **Information Technology**

According to the data of the Kosovo Agency for Statistics on the spread of Internet, we can see that in the year 2011, 70% of the population did have access to Internet, where respective percentages for the city and villages were 75% and 62.5%.¹² These figures do not reflect the actual condition, given that the spread of this access did certainly increase considerably due to Wi-Fi systems and the platforms of mobile telephony.

- **Religious structure**

In terms of religious background, 98.6% of the population of the Municipality of Gjilan have declared themselves to belong to Islamic faith, meanwhile, from the other part, 0.7% were declared of Orthodox faith, 0.05% of Catholic faith, and 0.65% were persons without any religious affiliation, as well as those who preferred not to answer.¹³

In the territory of the Municipality of Gjilan there are 49 functional mosques, nine of which are in the city, and 40 are located in the villages. The number of Islamic clerics is 44.¹⁴ It should be stressed here that during the last four years there were 8 new mosques that have entered into the service of Islamic believers in the territory of this municipality.¹⁵ The ratio of mosques per inhabitants in the villages is 1.1 mosque per 1,000 inhabitants, and in the city is 0.16 mosques per 1,000 inhabitants. In this municipality there are also three associations acting under the authority of the Islamic Community of Kosovo (BIK), among which one is humanitarian, the second is for youth, and the third is for women.¹⁶ Catholic believers have at their service one catholic church and three clerics from the Kosovo's Eparchy; Protestant believers have one

¹² Penetrimi i Internetit te Ekonomitë Familjare (2011) [Penetration of Internet in the Households (2011)], Platforma Online ASK DATA, Agjencia e statistikave të Kosovës.

¹³ Popullsia sipas gjinisë, religjionit dhe komunës 2011 [Population according to gender, religion and municipality, 2011], Platforma Online ASK Data, Agjencia e Statistikave te Kosovës.

¹⁴ Data from the Islamic Community of Kosovo, July 7th, 2018.

¹⁵ Organisation for Security and Cooperation in Europe, Gjilan/Gnjilane Municipal Profile (2014).

¹⁶ Data from the Islamic Community of Kosovo, July 7th, 2018.

protestant church, and four protestant clerics;¹⁷ and, Orthodox believers have 6 orthodox churches.¹⁸

- **Violent extremism**

According to the data of the Kosovo Police, there were 33 individuals from the municipality of Gjilan who have joined to terrorist groups in Syria and Iraq, that is, 0.41 individuals per 1,000 inhabitants. Data on the personal background of these individuals show that they have secondary and poor level of education, and that they are in a poor economic condition. Their average age is 26.2 years.¹⁹

It should be stressed here that despite of this quite high number of individuals from the municipality of Gjilan who have joined terrorist groups in the Middle East, the Municipal Council of Gjilan does not provide any public evidence that until now it has held even a single meeting for discussing this security problem.²⁰ We should also mention that there were two NGOs acting in this municipality, “Iniciativa Qytetare Argumenti” [“Citizen’s Initiative Argument”], and “Njëshmëria Gjilan” [“The Unity Gjilan”], whose activities were suspended with the decision of the Ministry of Public Administration of Kosovo, because of suspicion of illegal activities.²¹ Furthermore, the Referral Mechanism of the Municipality of Gjilan, which is also the only one in Kosovo, ever since it was established, up to May 2018, has treated successfully seven cases, and two other cases were not completed with success, and one of them was proceeded to the prosecution, and the other has remained in attempt.²²

¹⁷ Data from the Kosovo’s Eparchu, July 19th, 2018, and from the Community of the Protestant Church of Kosovo, July 20th, 2018.

¹⁸ Organisation for Security and Cooperation in Europe, Gjilan/Gnjilane Municipal Profile (2018), <https://www.osce.org/kosovo/13113?download=true>.

¹⁹ Data from the Office for Information and for Public Relations, Kosovo Police, January 15th, 2019.

²⁰ See the proceeding of the Municipal Council of Gjilan, <https://kk-arkiva.rks-gov.net/gjilan/Municipality/Assembly/Procesverbalet.aspx?>.

²¹ Data of the Department of NGOs, the Ministry of Public Administration of Kosovo, August 13th, 2018.

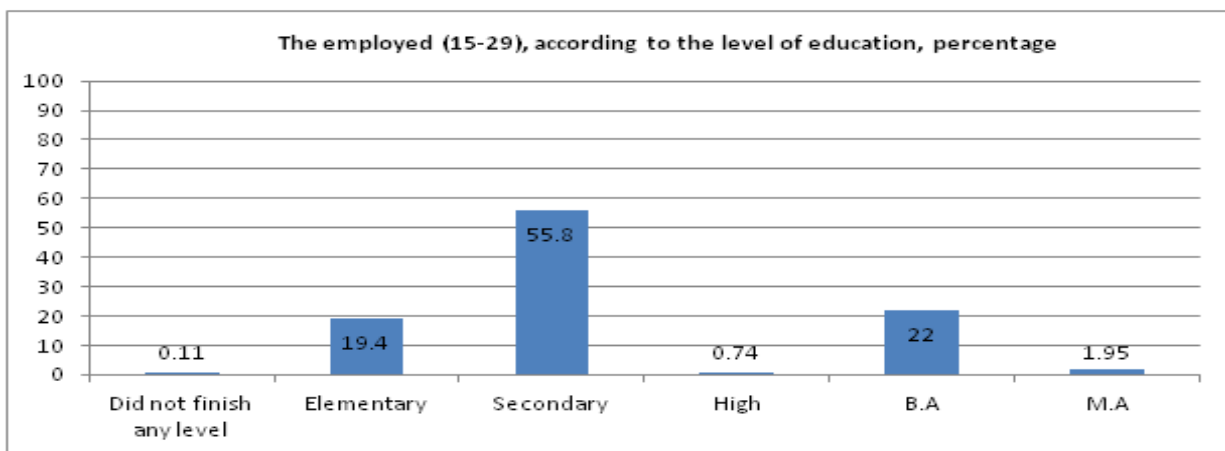
²² Sekretariati I Këshillit të Sigurisë së Kosovës, Raport mbi zbatimin e Strategjisë për Parandalimin e Ekstremizmit të Dhunshëm dhe Radikalizmit që shpie në Terrorizëm në nivelin lokal (Vizita në Komunë) [(The Secretariat of the Kosovo Security Council, Report on the Implementation of the Strategy on Prevention of Violent Extremism and Radicalism, which leads to Terrorism, at the local level (Visits to the Municipality)], May 2018.

- **The level of criminality**

The statistics on the level of criminality in the Municipality of Gjilan show that during the previous year (2018) there were 1,306 penal deeds committed in this Municipality,²³ that is, 16.3 penal deeds per 1,000 inhabitants, a figure that reflects a high level of criminality. The largest number of these penal deeds belong to the category of deeds against property (704), and against life and body (423).²⁴

- **The structure of population according to economic activity**

Statistical data (2011) for the Municipality of Gjilan show that from 66 thousand inhabitants of the age above 15 years, only 43.6% are economically active – and only 54.4% of them are employed. Economically inactive were declared 56.4% of the population above the age of 15 years.²⁵ The structure of the employed section of the population according to education, for the group-age 15-29 years, is given in the graph below.



As far as the economically inactive citizens are concerned, 38.1% of them have declared the continuation of education as a reason for this, meanwhile 42.5% have declared that they are taking care for the family and for the household. It should be remarked here that 4.7% of the

²³ Data from the Regional Directorate of the Police in Gjilan, Kosovo Police, February 13th, 2019.

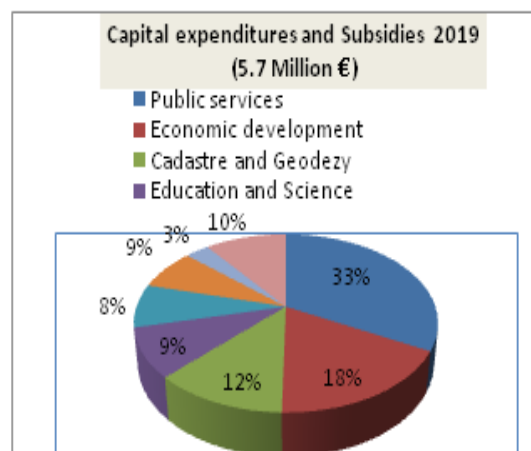
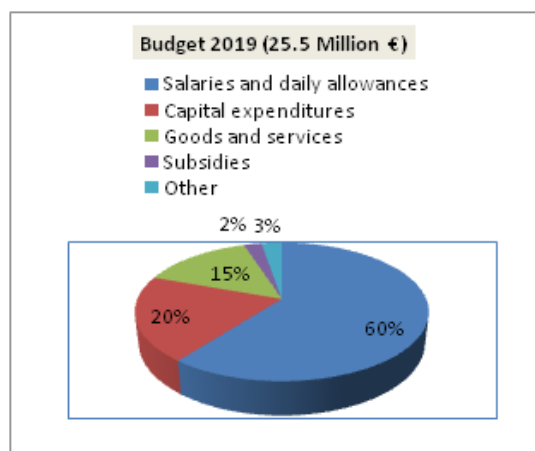
²⁴ Ibid.

²⁵ Popullsia e moshës 15 vjeç e mbi sipas statusit të aktivitetit aktual (2011) [Population of the age 15 years and above, according to status and actual activity (2011)], Platforma Online ASKDATA, Agjencia e Statistikave të Kosovës.

population is in hard economic condition, living from social assistance, meanwhile, 5.9% have mentioned pensions as the major source for living.²⁶

- **The Municipal Budget and the support for youth activities**

For the year 2019, the Municipality of Gjilan has a budget of approximately 25.5 million €. The incomes into the budget come predominantly from governmental allocations, which constitute 82% of its total value, meanwhile, the remainder of around 18% is generated by the Municipality from the revenues of its own. Salaries and daily allowances are a category that constitute around 60.5% of the total budget. The category of goods and services takes part with 14.5%, meanwhile, the part dedicated to capital investments is around 20% of the total amount.²⁷



If we analyze the relation of the budget to capital investments, and to the support of culture, youth and sports, more specifically, to infrastructure and activities related to youth, we will see that this portion of the budget does not represent in any meaningful way the needs of this group of population (age group 15-29 years), which constitutes 27.5% of the total population of the Municipality of Gjilan.

²⁶ Popullsia sipas burimit kryesor të jetesës (2011) [The population according to the major source of living (2011)], Platforma Online ASK DATA, Agjencia e Statistikave të Kosovës.

²⁷ Ligji për Buxhetin e Republikës së Kosovës për vitin 2018 [The Law on the Budget of the Republic of Kosovo for the year 2018], Ministria e Financave [The Ministry of Finances], <https://mf.rks-gov.net/desk/inc/media/4CEFB4C-4397-4901-AB93-2AA37F43A9F7.pdf>.

In the budget for the year 2018, only 0.66% (170,000 €) of the total budget is foreseen to be spend in a way which will have impact on young people, and this amount is equivalent with only 3.0% of the total of capital investments and subsidies.²⁸

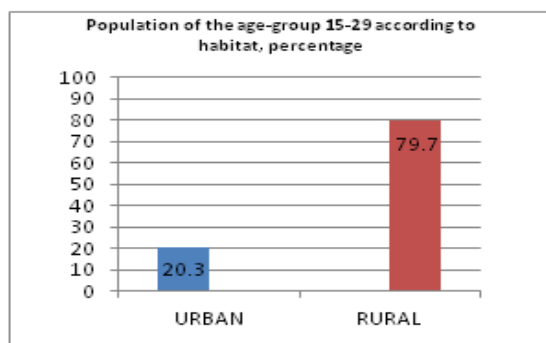
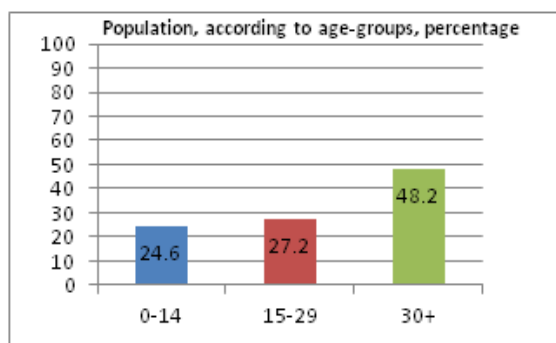
²⁸ibid.

Profili i Komunës së Kamenicës

Facts and figures

- **The structure of the population and the demographic shifts**

In terms of the size of its population, Kamenica (Dardana) is a small municipality at the Kosovo level. The data of the population census of the year 2011 show that on that year this municipality has had around 36 thousand inhabitants; meanwhile, up to the year 2018, this figure has decreased for around 6 thousand inhabitants, which means that it now has around 30 thousand.²⁹ According to ethnic background, 94.7% of the inhabitants of Kamenica are Albanians, 4.3% are Serbs, and 1% belong to other ethnic groups. The gender ratio is 51.4% male and 48.6% female.



This analysis is focused on youth, specifically on the age group 15-29 years, the members of which constitute 27.2% of the total population, that is, in relation of the age groups 0-14 (24.6%) and 30-80 (48.2%).³⁰ The registration of population shows that the largest number of the youth in the Municipality of Kamenica (79.7%) live in the 58 villages of the municipality, meanwhile, the other part (20.3%) live in the city.³¹

²⁹ Evaluation, Popullsia e Kosovës, Agjencia e Statistikave të Kosovës. Link: <http://ask.rks.gov.net/media/4118/vlersimi-i-popullsisë-2017.pdf>

³⁰ Popullsia sipas përkatësisë etnike 2011, Platforma Online ASK Data, Agjencia e Statistikave të Kosovës.

³¹ Popullsia sipas moshave dhe llojit të vendbanimit, Platforma Online ASK Data, Agjencia e Statistikave të Kosovës.

- **The level and structure of education, culture and sport**

The data on the population above 10 years of age, according to the level of education and literacy, show that on 1,000 inhabitants, 49.3 are illiterate, 114.1 have not completed any level of education, 525 have completed only elementary education, 296.3 have completed secondary education, and 64.4 have completed undergraduate and graduate studies.³²

The Municipality of Kamenica has a total of 33 preschool, elementary, and secondary educational institutions, with 506 teachers, with the ratio of 2.6 schools per 1,000 inhabitants of the age up to 19 years.³³ In the municipality of Kamenica there are 7 public libraries,³⁴ meanwhile, the data on culture and sport are not at the disposal in the public domain, and they were not given at the disposal even after the official communication with the responsible municipal authorities,³⁵ which disables any evaluation of this infrastructure in comparison to the needs of youth.

- **Information Technology**

According to the data of the Kosovo Agency for Statistics on the spread of Internet, we can see that in the year 2011 52.5% of the population did have access to Internet, where respective percentages for the city and villages were 56.5% and 51.5%.³⁶ These figures do not reflect the actual condition, given that the spread of this access did certainly increase considerably due to Wi-Fi systems and the platforms of mobile telephony.

³² Popullsia e moshës 10 vjeçe e mbi sipas nivelit të arsimimit (2011), Platforma Online ASK Data, Agjencia e Statistikave të Kosovës.

³³ Statistikat e Arsimit në Kosovë 2017/2018, Agjencia e Statistikave të Kosovës, Ministria e Arsimit, Shkencës dhe Teknologjisë. Link: <http://ask.rks-gov.net/media/4145/stat-e-arsimit-2017-2018-shqip.pdf>.

³⁴ <https://sq.wikipedia.org/wiki/Dardana> is the only source at the disposal in the public domain.

³⁵ In January 21st, 2019, KIPRED has send a request to the Municipal Directorate on Culture, Youth, and Sport, in the written form, for the data related to cultural and sportive infrastructure, and latter it has communicated several times, but until the day of the publication of this Report, the above mentioned Directorate did not provide at the disposal the requested data.

³⁶ Penetrimi i Internetit te Ekonomitë Familjare (2011), Platforma Online ASKDATA, Agjencia e statistikave të Kosovës.

- **Religious structure**

In terms of religious background, 95.3% of the population of the Municipality of have declared themselves to belong to Islamic faith, meanwhile, from the other part, 4.3% were declared of Orthodox faith, 0.03% were declared to be Catholics, and 0.37% were persons without any religious affiliation, as well as those who preferred not to answer.³⁷

There are 31 functional mosques in the territory of the Municipality of Kamenica, two of which are in the city, and the other 29 are located in the villages. The number of Islamic clerics is 25.³⁸ Here it should be stressed that during the last four years, in the territory of this municipality, there were 6 new mosques that have entered into the service of Islamic believers.³⁹ The ratio mosques per inhabitants in the villages is 3.9 mosques per 1,000 inhabitants, and in the city 0.06 mosques per 1,000 inhabitants. In this municipality there are also three associations acting under the authority of the Islamic Community of Kosovo (BIK), among which one is humanitarian, the second is for youth, and the third is for women.⁴⁰ Orthodox believers have at their service 7 Orthodox churches,⁴¹ and there are no Catholic and Protestant churches.

- **Violent extremism**

According to data of Kosovo Police, there were 4 individuals from the municipality of Kamenica who have joined the terrorist groups in Syria and Iraq, that is, 0.13 individuals per 1,000 inhabitants. The data on the personal background of these individuals show that they have secondary and elementary level of education, and that they are in a poor economic condition. The average age of these individuals is 24.5 years.⁴²

³⁷ Popullsia sipas gjinisë, religjionit dhe komunës 2011, Platforma Online ASK Data, Agjencia e Statistikave të Kosovës.

³⁸ Data from the Islamic Community of Kosovo (BIK), July 7th, 2018.

³⁹ Organisation for Security and Cooperation in Europe, Kamenicë/Kamenica Municipal Profile (2014).

⁴⁰ Data from the Islamic Community of Kosovo (BIK), July 7th, 2018.

⁴¹ Organisation for Security and Cooperation in Europe, Municipal Profile of Kamenicë/Kamenica (2018), <https://www.osce.org/kosovo/13119?download=true>

⁴² Data from the Office for Information and Public Relations, Kosovo Police, January 15th, 2019.

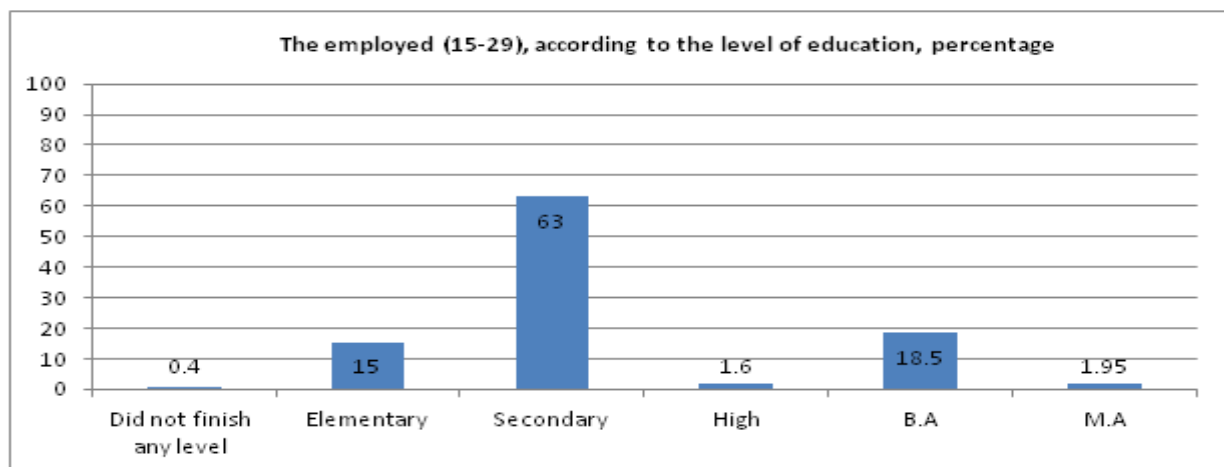
It should be stressed here that there is no public evidence that shows that the Municipal Council of Kamenica has organized even a single meeting for treating this security problem⁴³

- **The level of criminality**

The statistics on the level of criminality in the Municipality of Kamenica show that during the previous year (2018) there were 297 penal deeds committed in this Municipality⁴⁴ that is, 9.6 penal deeds per 1,000 inhabitants, a figure that reflects a medium level of criminality. The largest number of these penal deeds belong to the category of deeds against property (148), and of deeds against life and body (89).⁴⁵

- **The structure of population according to economic activity**

Statistical data (2011) for the Municipality of Kamenica show that from 27 thousand inhabitants of the age above 15 years, only 36.7% are economically active – and only 51.2% from them are employed. Economically inactive were declared 63.3% of the population above 15 years of age⁴⁶ The structure of the employed section of the population according to education, for the group-age 15-29 years, is given in the graph below.



⁴³ See the proceedings of the Municipal Council of Kamenica, link: [https://kk-arkiva.rks-gov.net/kamenice/Municipality/Assembly/Procesverbalet-\(1\).aspx](https://kk-arkiva.rks-gov.net/kamenice/Municipality/Assembly/Procesverbalet-(1).aspx).

⁴⁴ Data from the Regional Police Directorate in Gjiilan, Kosovo Police, February 13th, 2019.

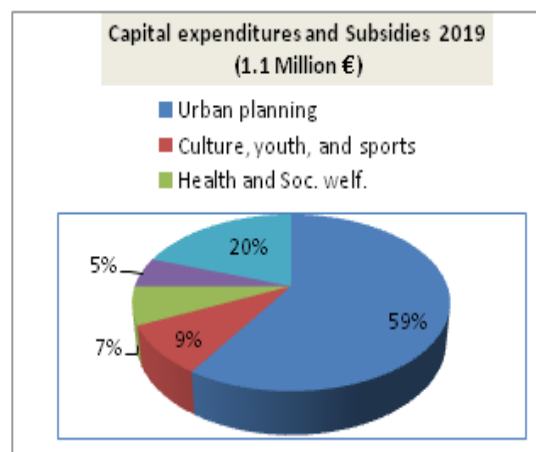
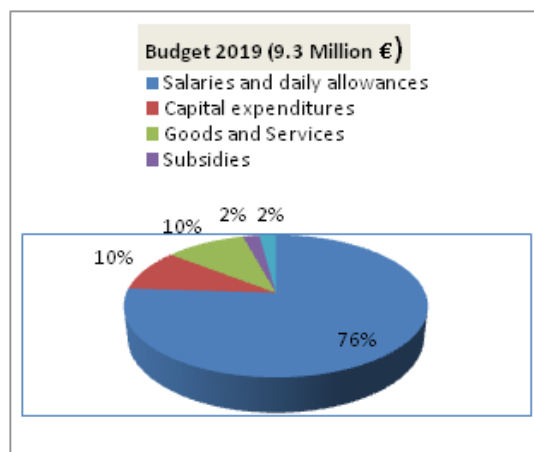
⁴⁵ Ibid.

⁴⁶ Popullsia e moshës 15 vjeç e mbi sipas statusit të aktivitetit aktual (2011), Platforma Online ASKDATA, Agjencia e Statistikave të Kosovës.

As far as the economically inactive citizens are concerned, 32.9% of them have declared the continuation of education as a reason for this, meanwhile 47.6% have declared that they are taking care for the family and for the household. It should be remarked here that 4.1% of the population is in hard economic condition, living from social assistance, meanwhile, 7.9% have mentioned pensions as the major source for living.⁴⁷

- **The Municipal Budget and the support for youth activities**

For the fiscal year 2019, the Municipality of Kamenica has a budget of 9.3 million €. The incomes into the budget come predominantly from governmental allocations, which constitute around 86% of its total, meanwhile, the remainder of around 14% is generated from the revenues of its own. Salaries and daily allowances are a category that constitute around 76% of the total budget. The category of goods and services takes part with 10%, meanwhile, the part dedicated to capital investments is around 10% of the total amount⁴⁸



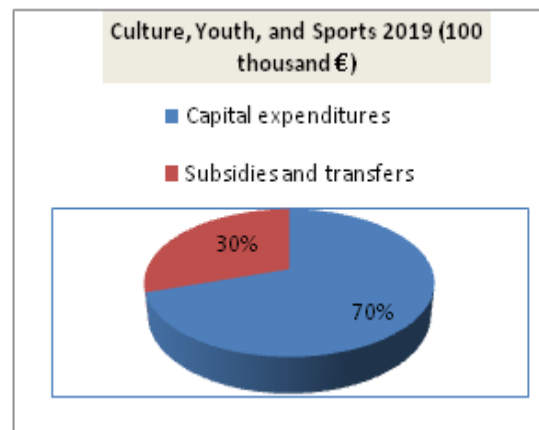
If we analyze the relation of the budget to capital investments, and to the support of culture, youth and sports, more specifically, to infrastructure and activities related to youth, we will see that this portion of the budget does not represent in any meaningful way the needs of this

⁴⁷ Popullsia sipas burimit kryesor te jetesës (2011), Platforma Online ASKDATA, Agjencia e Statistikave te Kosoves.

⁴⁸ Ligji mbi ndarjet buxhetore për Buxhetin e Republikës së Kosovës për vitin 2019 [The Law on budgetary distribution of the Budget of the Republic of Kosovo for the year 2019], Ministria e Financave, link: <https://mf.rks-gov.net/desk/inc/media/4CEFBA4C-4397-4901-AB93-2AA37F43A9F7.pdf>.

group of population (age group 15-29 years), which constitutes 27.2% of the population of the Municipality of Kamenica.

In the budget for the year 2018, only 1.06% (100.000 €) of the total budget is foreseen to be spend in a way which will have impact on young people, and this is categorized within the category of capital investments and subsidies, representing 9% of these expenses. Furthermore, 30% of this amount is dedicated for subsidies and transfers, meanwhile, 70 for capital expenses.

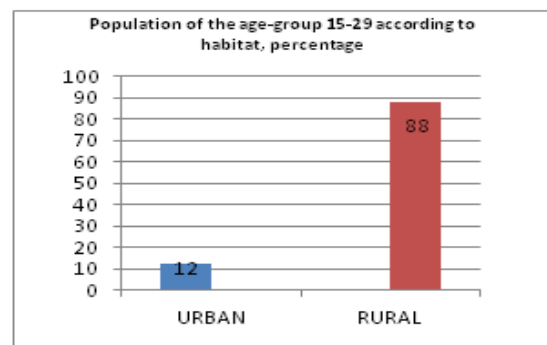
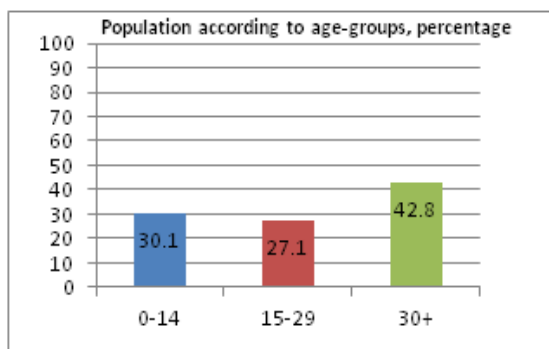


The Profile of the Municipality of Vitia

Facts and Figures

- **The structure of the population and the demographic shifts**

In terms of its population, Vitia is a medium-sized municipality at the Kosovo level. The data of the population census of the year 2011 show that at that time this municipality has had 46,987 inhabitants; meanwhile, up to the year 2018 this figure has increased for 628 inhabitants, which means that now it has 47,615 inhabitants.⁴⁹ In terms of ethnic background, 99.3% of the inhabitants of Vitia are Albanians, 0.25% are Serbs, and 0.45% belong to other ethnic groups. The gender ratio of the population is 50.4% male and 49.6% female.



This analysis is focused on youth, specifically on the age group 15-29 years, the members of which constitute 27.1% of the total population, that is, in relation of the age groups 0-14 (30.1%), together with 30-80 (42.8%)⁵⁰. The registration of population shows that the largest number of the youth in the Municipality of Vitia (88%) lives in 38 villages of the municipality, meanwhile, the other 12% live in the city.⁵¹

⁴⁹ Evaluation, Popullsia e Kosovës, Agjencia e Statistikave të Kosovës. Link: <http://ask.rks.gov.net/media/4118/vlersimi-i-popullsise-2017.pdf>

⁵⁰ Popullsia sipas përkatësisë etnike 2011, Platforma Online ASK Data, Agjencia e Statistikave të Kosovës.

⁵¹ Popullsia sipas moshave dhe llojit të vendbanimit, Platforma Online ASK Data, Agjencia e Statistikave të Kosovës.

- **The level and the structure of education, culture and sport**

The data on the population above 10 years of age, according to the level of education and literacy, show that on 1,000 inhabitants, 46 are illiterate, 118.5 have not completed any level of education, 538.8 have completed only elementary education, 278.5 have completed secondary education, and 64.2 have completed undergraduate and graduate studies.⁵²

The Municipality of Vitia has a total of 39 preschool, elementary and secondary educational institutions, with 696 teachers, with the ratio of 2 schools per 1,000 inhabitants of the age up to 19 years.⁵³ In the Municipality of Vitia are active 14 sport clubs, 7 culture houses, as well as 1 sport facility which is located in the city of Vitia, and within educational institutions and public spaces there is a total of 21 sport fields.⁵⁴

- **Information Technology**

According to the data of the Kosovo Agency for Statistics on the spread of Internet, we can see that in the year 2011, 48.5% of the population of the Municipality of Vitia have had access to Internet, where the respective percentages were 54% for the city, and 48.5% for the villages.⁵⁵ These figures do not reflect the actual condition, given that the spread of this access did certainly increase considerably due to Wi-Fi systems and the platforms of mobile telephony.

- **Religious structure**

In terms of religious background, 94.4% of the population of the Municipality of Vitia were declared to belong to Islamic faith, meanwhile, from the other part, 5.1% were declared to be of Catholic faith, 0.2% of Orthodox faith, and the other 0.3% were persons without any religious belonging, as well as those who preferred not to answer.⁵⁶

⁵² Popullsia e moshës 10 vjeçe e mbi sipas nivelit të arsimimit (2011), Platforma Online ASK Data, Agjencia e Statistikave të Kosovës.

⁵³ Statistikat e Arsimit në Kosovë 2017/2018, Agjencia e Statistikave të Kosovës, Ministria e Arsimit, Shkencës dhe Teknologjisë. Linku: <http://ask.rks-gov.net/media/4145/stat-e-arsimit-2017-2018-shqip.pdf>.

⁵⁴ Data from the Directorate for Culture, Youth, and Sports, of the Municipality of Vitia, January 23d, 2019.

⁵⁵ Penetrimi i Internetit në Ekonomitë Familjare (2011), Platforma Online ASKDATA, Agjencia e Statistikave të Kosovës.

⁵⁶ Popullsia sipas gjinisë, religjionit dhe komunës 2011, Platforma Online ASK Data, Agjencia e Statistikave të Kosovës.

In the territory of the Municipality of Vitia there are 36 functional mosques, one of which is in the city, and the other 35 are located in the villages. The number of Islamic clerics is 32.⁵⁷ It should be stressed here that during the last four years there were 6 new mosques which have entered into the service of Islamic believers in the territory of this municipality.⁵⁸ The ratio of mosques per inhabitants is 0.83 mosques per 1,000 inhabitants in the villages, and 0.02 mosques per 1,000 inhabitants in the city. In this municipality there are also three associations acting under the authority of the Islamic Community of Kosovo (BIK), among which one is humanitarian, the second is for youth, and the third is for women.⁵⁹ The Catholic believers have at their service eight Catholic churches and 4 clerics from Kosovo's Eparchy,⁶⁰ meanwhile, Orthodox believers have 2 Orthodox churches.⁶¹

- **Violent extremism**

According to the data of Kosovo Police, there were 13 individuals from the municipality of Vitia who have joined terrorist groups in Syria and Iraq, that is, 0.27 individuals per 1,000 inhabitants. Data on the personal background of these individuals show that they have secondary educational level, and that they are of poor economic condition. The average age of these individuals is 27.1 years.⁶² Despite of this high number of individuals from the municipality of Vitia which have joined terrorist groups in the Middle East, it should be stressed that the Municipal Council of Vitia does not provide any public evidence which proves that up to now there was even a single meeting that took place for addressing this security problem.⁶³

⁵⁷ Data from the Islamic Community of Kosovo (BIK), July 7th, 2018.

⁵⁸ Organisation for Security and Cooperation in Europe, Vitia/Vitina Municipal Profile (2014).

⁵⁹ Data from the Islamic Community of Kosovo (BIK), July 7th, 2018.

⁶⁰ Data from Kosovo's Eparchy, July 19th, 2018.

⁶¹ Organisation for Security and Cooperation in Europe, Municipal Profile of Viti/Vitina (2018), <https://www.osce.org/kosovo/13133?download=true>.

⁶² Data from the Office for Information and Public Relations, Kosovo Police, January 15th, 2019.

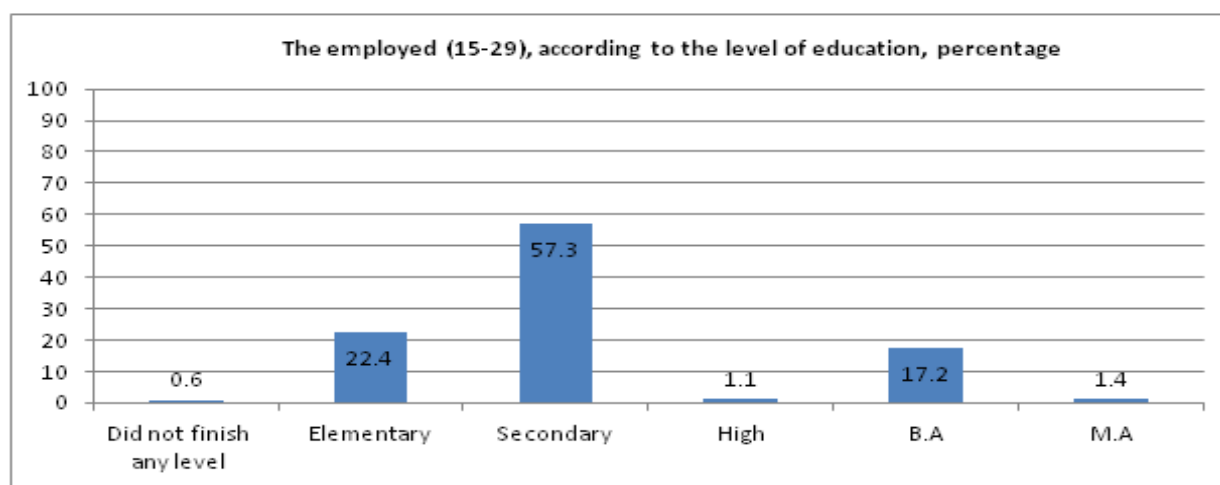
⁶³ See Proceedings of the Municipal Council of Vitia, Link: <https://kk.rks-gov.net/viti/category/kuvendi/procesverbalet/>.

- **The level of criminality**

The statistics on the level of criminality at the Municipality of Vitia show that during the previous year (2018) there were 438 penal deeds committed in this municipality,⁶⁴ that is, 9.2 penal deeds per 1,000 inhabitants, a figure that reflects a medium level of criminality. The largest number of these penal deeds belong to the category of deeds against property (200), and of deeds against life and body (155).⁶⁵

- **The structure of population according to economic activity**

Statistical data (2011) for the Municipality of Vitia show that from 32 thousand inhabitants of the age above 15 years, only 40% are economically active – and only 51.2% of them are employed. Economically inactive were declared 60% of the population above 15 years of age.⁶⁶ The structure of the employed section of the population according to education, for the group-age 15-29 years, is given in the graph below.



As far as the economically inactive citizens are concerned, 38.1% of them have declared the continuation of education as a reason for this, meanwhile, 42.5% have declared that they are taking care for the family and for the household. It should be stressed here that 4.2% of the

⁶⁴ Data from the Regional Directorate of the Police in Gjiilan, Kosovo Police, February 13th, 2019.

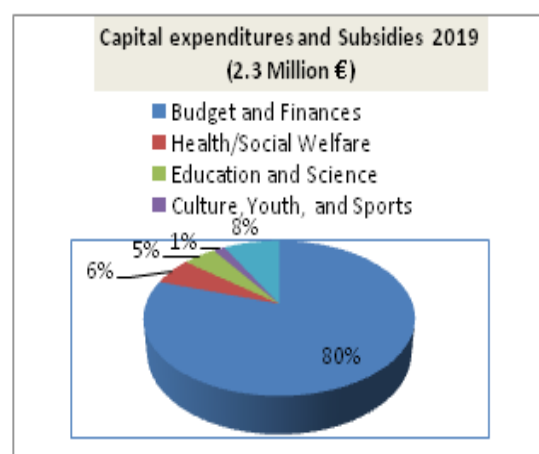
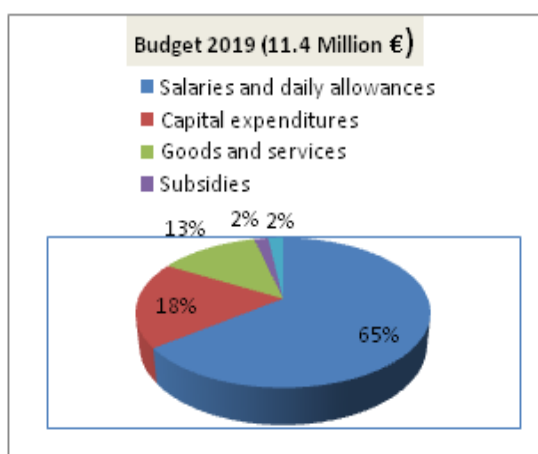
⁶⁵ Ibid.

⁶⁶ Popullsia e moshës 15 vjeç e mbi sipas statusit të aktivitetit aktual (2011), Platforma Online ASKDATA, Agjencia e Statistikave të Kosovës.

population is in hard economic condition, living from social assistance, meanwhile, 5.8% have mentioned pensions as the major source of living.⁶⁷

- **The Municipal Budget and the support for youth activities**

For the year 2019 the Municipality of Vitia has a budget of around 11.4 million €. The incomes into the budget come predominantly from governmental grants that constitute around 90% of its total value, meanwhile, the remainder of around 10% is generated by the Municipality from the revenues of its own. Salaries and daily allowances are a category that constitute around 64% of the total budget. The category of goods and services takes part with 13%, meanwhile, the part dedicated to capital investments is around 18% of the total amount.⁶⁸



If we analyze the relation of the budget to capital investments, and to the support of culture, youth and sports, more specifically, to infrastructure and activities related to youth, we will see that this portion of the budget does not represent in any meaningful way the needs of this group of population (age group 15-29 years), which constitutes 27.1% of the total population of the Municipality of Vitia.

⁶⁷ Popullsia sipas burimit kryesor te jetesës (2011), Platforma Online ASKDATA, Agjencia e Statistikave të Kosovës.

⁶⁸ Ligji mbi ndarjet buxhetore për Buxhetin e Republikës së Kosovës për vitin 2019, Ministria e Financave, <https://mf.rks-gov.net/desk/inc/media/4CEFBA4C-4397-4901-AB93-2AA37F43A9F7.pdf>.

In the budget for the year 2018, only 0.33% (38,000 €) of the total budget is foreseen to be spend in a way which will have impact on young people, and this amount is equivalent with only 1.62% of the total of capital investments and subsidies.⁶⁹

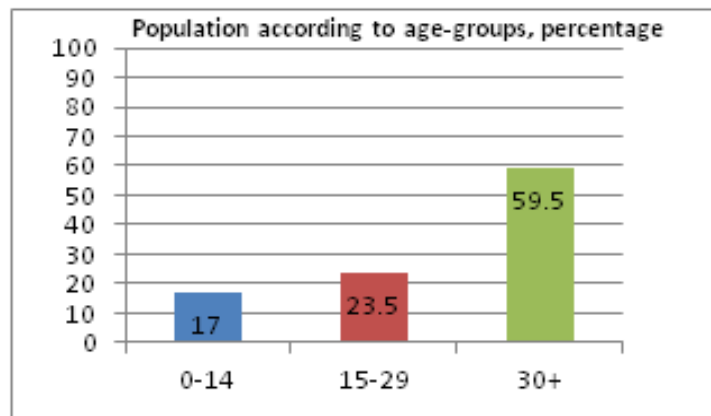
⁶⁹ Ibid.

The Profile of the Municipality of Ranillug

Facts and Figures

- **The structure of the population and the demographic shifts**

In terms of population, Ranillug is a small municipality at the Kosovo level. The data of the population census of the year 2011 show that this municipality has had 3,866 inhabitants, and until 2018 this figure has decreased for 56 inhabitants, that is, on 3,810.⁷⁰ In terms of ethnic background, around 95.5% of the inhabitants of Ranillug are Serbs, 4.2% of them are Albanians, and 0.3% belong to other ethnic groups. Gender ratio of the population is 51% male and 49% female.



This analysis is focused on youth, specifically on the age group 15-29 years, the members of which constitute 23.5% of the total population, that is, in relation of the age groups 0-14 (17 %), and 30-80 (59.5%).⁷¹

⁷⁰ Evaluation, Popullsia e Kosovës, Agjencia e Statistikave të Kosovës. Linku: <http://ask.rks.gov.net/media/4118/vlersimi-i-popullsise-2017.pdf>.

⁷¹ Popullsia sipas përkatësisë etnike 2011, Platforma Online ASK Data, Agjencia e Statistikave të Kosovës.

- **The level and structure of education, culture and sport**

The data on the population over 10 years of age, according to the level of education and literacy, show that on 1,000 inhabitants, 38 are illiterate, 104.8 have not completed any level of education, 418.2 have completed only elementary education, 385.5 have completed secondary education, and 91.5 have completed undergraduate and graduate studies.⁷²

The Municipality of Ranillug has a total of 10 preschool, elementary, and secondary educational institutions, with 115 teachers, which develop the teaching and learning according to Serbian curricula.⁷³ There are no data available in the public domain on the infrastructure of culture and sports.

- **Information technology.**

According to the data of the Kosovo Agency for Statistics on the spread of Internet, we see that in the year 2011 around 25% of the population of the Ranillug Municipality did have access to Internet.⁷⁴ These figures do not reflect the actual condition, given that the spread of this access did certainly increase considerably due to Wi-Fi systems and the platforms of mobile telephony.

- **Religious structure**

In terms of religious background, 95.5% of the population of the Municipality of Ranillug have declared themselves to be of Orthodox religion, 4.2% were declared of Islamic religion, meanwhile 0.3% were persons without any religious affiliation, as well as those who preferred not to answer.⁷⁵ In the territory of the Municipality of Ranillug there are 9 functional Orthodox churches,⁷⁶ and there are no other religious facilities.

⁷² Popullsia e moshës 10 vjeçe e mbi sipas nivelit të arsimimit (2011), Platforma Online ASK Data, Agjencia e Statistikave të Kosovës.

⁷³ Organisation for Security and Cooperation in Europe, Municipal Profile of Ranillug/Ranilug (2018), <https://www.osce.org/mission-in-kosovo/88760?download=true>.

⁷⁴ Penetrimi i Internetit të Ekonomitë Familjare (2011), Platforma Online ASKDATA, Agjencia e statistikave të Kosovës.

⁷⁵ Popullsia sipas gjinisë, religjionit dhe komunës 2011, Platforma Online ASK Data, Agjencia e Statistikave të Kosovës.

⁷⁶ Organisation for Security and Cooperation in Europe, Municipal Profile of Ranillug/Ranilug (2018), <https://www.osce.org/mission-in-kosovo/88760?download=true>.

- **Violent extremism**

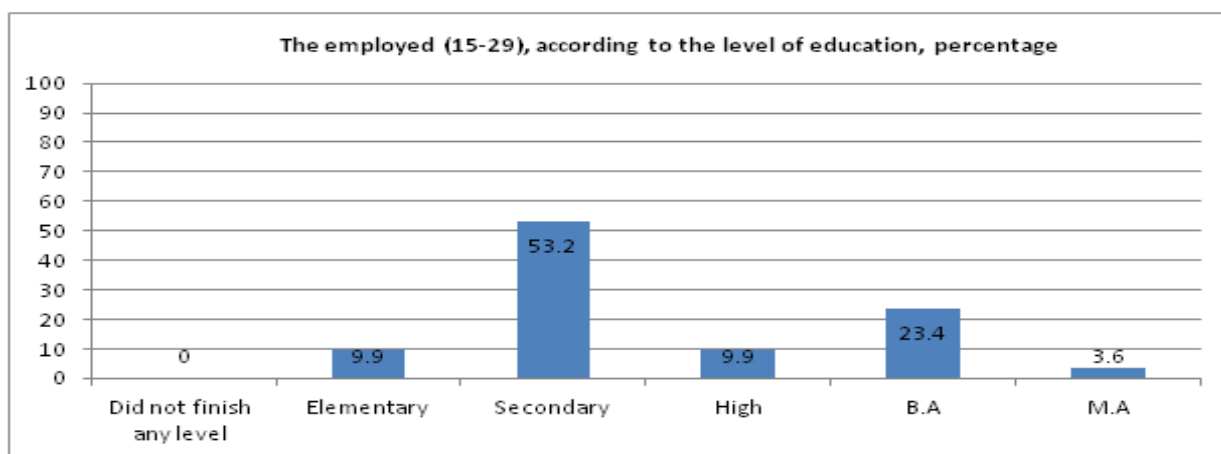
There were no registered cases of citizens of the municipality of Ranillug joining the terrorist groups in the Middle East.

- **The level of criminality**

The statistics on the level of criminality for the Municipality of Ranillug show that during the previous year (2018) there were 42 penal deeds committed in this Municipality,⁷⁷ that is, 11 penal deeds per 1,000 inhabitants, a figure that reflects a medium level of criminality. The largest number of these penal deeds belong to the category of deeds against property (16), and the deeds against life and body (12).⁷⁸

- **The structure of population according to economic activity**

Statistical data (2011) for the Municipality of Ranillug show that from 3,211 persons of the age above 15 years, only 36.4% are economically active – and only 41.4% of them are employed. Economically inactive were declared 63.6% of the population above 15 years of age.⁷⁹ The structure of the employed section of the population according to education, for the age-group 15-29 years, is given in the graph below



⁷⁷ Data from the Regional Police Directorate, Gjilan, Kosovo Police, February 13th, 2019.

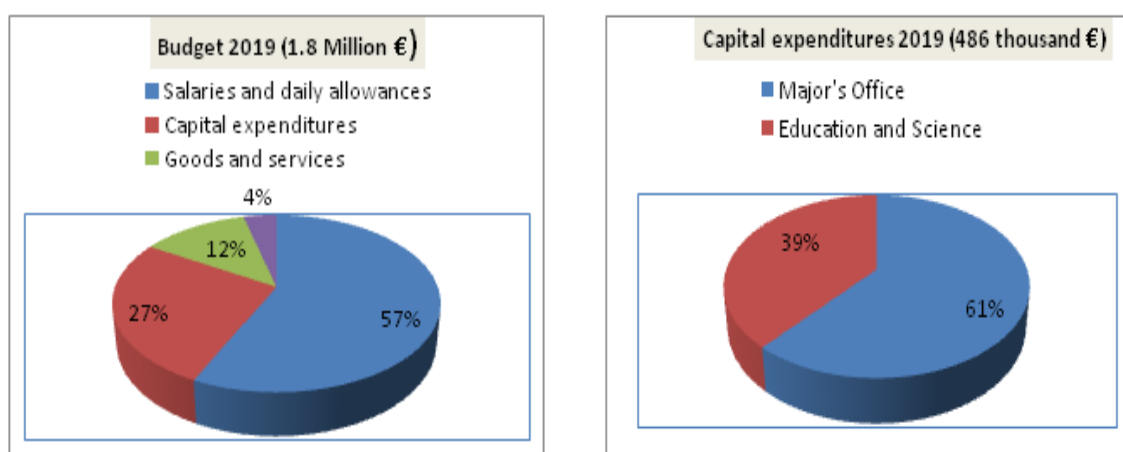
⁷⁸ Ibid.

⁷⁹ Popullsia e moshës 15 vjeç e mbi sipas statusit të aktivitetit aktual (2011) [Population of the age 15 years and above according to the statute of actual activity (2011)], Platforma Online ASK Data, Agjencia e Statistikave të Kosovës.

As far as the economically inactive citizens are concerned, 28.7% of them have declared the continuation of education as a reason for this, meanwhile 27.3% have declared that they are taking care for the family and for the household. It should be remarked here that 5.1% of the population is in hard economic condition, living from social assistance, meanwhile, 12.5% have mentioned pensions as the major source for living.⁸⁰

- **The Municipal Budget and the support for youth activities**

For the year 2019, the Municipality of Ranillug has a budget of around 1.8 million €. ⁸¹ The incomes into the budget come predominantly from governmental allocations, which constitute around 93% of its total value, meanwhile, the remainder of around 7% is generated by the Municipality from the revenues of its own. The salaries and daily allowances represent a category that constitutes around 57% of the total budget. The category of goods and services takes part with 12.5%, meanwhile, the part dedicated to capital investments is around 26.6% of the total amount.⁸²



If we analyze the relation of the budget to capital investments, and to the support of culture, youth and sports, more specifically, to infrastructure and activities related to youth, we will see that this portion of the budget does not represent in any meaningful way the needs of this

⁸⁰ Popullsia sipas burimit kryesor të jetesës (2011), Platforma Online ASKDATA, Agjencia e Statistikave të Kosovës.

⁸¹ Ligji mbi ndarjet buxhetore për Buxhetin e Republikës së Kosovës për vitin 2019, Ministria e Financave, <https://mf.rks-gov.net/desk/inc/media/4CEFBA4C-4397-4901-AB93-2AA37F43A9F7.pdf>.

⁸² Ibid.

group of population (age group 15-29 years), which constitutes 23.5% of the total population of the Municipality of Ranillug.

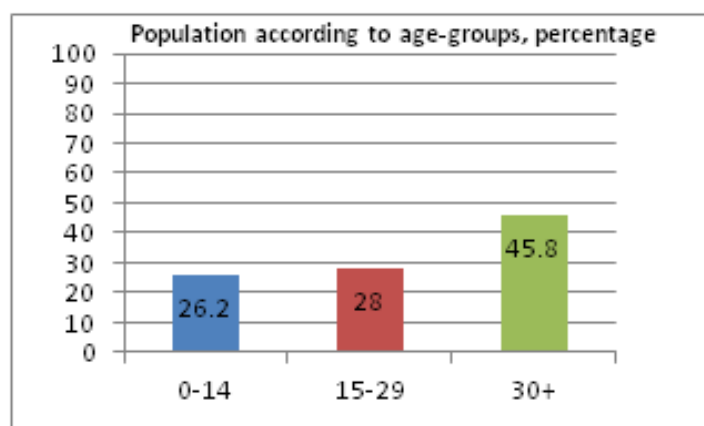
The Profile of the Municipality of Klllokot

Facts and Figures

- **The structure of the population and the demographic shifts**

In terms of the size of its population, Klllokot is a small municipality at the Kosovo level. The data of the population census of the year 2011 show that this municipality has had 2,556 inhabitants, and that until 2018 this figure has increased for 197 inhabitants, that is, in 2,753.⁸³

In terms of ethnic background, according to the data of the Kosovo's Agency for Statistics (2011), 53.2% of the inhabitants of Klllokot are Albanians, 46% are Serbs, and 0.8% belong to other ethnic groups. The gender ratio of the population is 51.5% male, and 48.5% female.



This analysis is focused on youth, specifically on the age group 15-29 years, the members of which constitute 28% of the total population, that is, in relation of the age groups 0-14 (26.2%), and 30-80 (45.8%).⁸⁴

- **The level and structure of education, culture and sport**

The data on the population above 10 years of age, according to the level of education and literacy, show that on 1,000 inhabitants, 36 are illiterate, 103.5 have not completed any level of

⁸³ Evaluation, Popullsia e Kosovës, Agjencia e Statistikave të Kosovës. Link: <http://ask.rks.gov.net/media/4118/vlersimi-i-popullsise-2017.pdf>

⁸⁴ Popullsia sipas përkatësisë etnike 2011, Platforma Online ASK Data, Agjencia e Statistikave të Kosovës.

education, 502.5 have completed only elementary education, 327.3 have completed secondary education, and 66.7 have completed undergraduate and graduate studies.⁸⁵

The Municipality of Gjilan has a total of 5 preschool, elementary, and secondary educational institutions, with 55 teachers. These educational institutions conduct the teaching and learning according to Serbian curricula, with the exception of one elementary school which functions in accordance with the curricula for pre-university education of the Republic of Kosovo.⁸⁶ There are no data in the public domain regarding the infrastructure of culture and sport for this municipality.

- **Information technology**

According to the data of the Kosovo Agency for Statistics on the spread of Internet, we can see that in the year 2011, 40% of the population did have access to Internet.⁸⁷ These figures do not reflect the actual condition, given that the spread of this access did certainly increase considerably due to Wi-Fi systems and the platforms of mobile telephony.

- **Religious structure**

In terms of the religious background, according to the data of the Kosovo Agency for Statistics for the year 2011, 53.2% of the population of the Municipality of Klokot were declared of Islamic faith, meanwhile, 46.1% were declared of Orthodox faith, and 0.7% of others were persons without any religious affiliation, as well as those who preferred not to answer.⁸⁸

In the territory of the Municipality of Klokot there are 4 functional Orthodox churches,⁸⁹ meanwhile, the Islamic community has at its service one mosque.⁹⁰

⁸⁵ Popullsia e moshës 10 vjeçe e mbi sipas nivelit të arsimimit (2011), Platforma Online ASK Data, Agjencia e Statistikave të Kosovës.

⁸⁶ OSCE Organisation for Security and Cooperation in Europe, Municipal Profile of Klokot/Klokot (2018), <https://www.osce.org/mission-in-kosovo/88759?download=true>.

⁸⁷ Penetrimi i Internetit të Ekonomitë Familjare (2011), Platforma Online ASK Data, Agjencia e statistikave të Kosovës.

⁸⁸ Popullsia sipas gjinisë, religjionit dhe komunës 2011, Platforma Online ASK Data, Agjencia e Statistikave të Kosovës.

⁸⁹ OSCE Organisation for Security and Cooperation in Europe, Municipal Profile of Klokot/Klokot (2018), <https://www.osce.org/mission-in-kosovo/88759?download=true>.

- **Violent extremism**

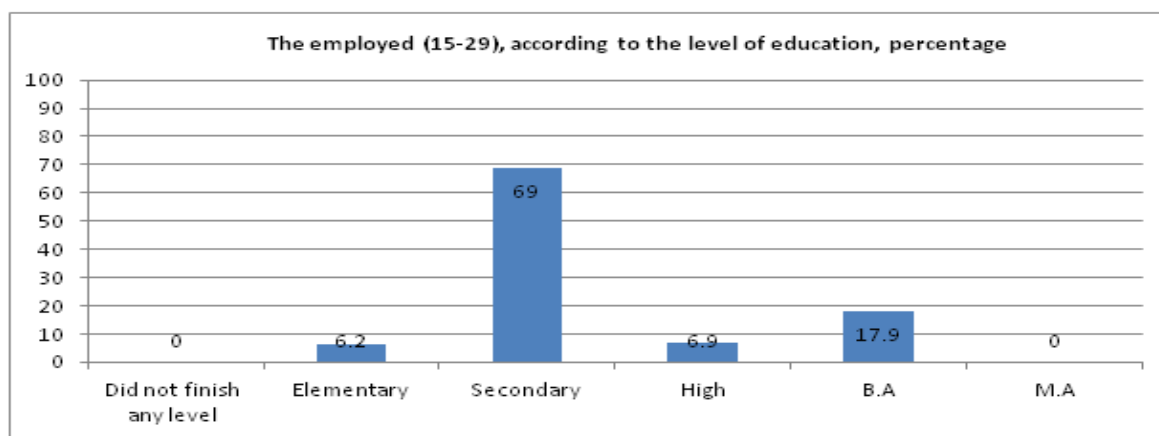
In the municipality of Klllokot there were no registered cases in which citizens of this municipality have joined the terrorist groups in the Middle East.

- **The level of criminality**

The statistics on the level of criminality in the Municipality of Klllokot show that during the previous year (2018) there were 42 penal deeds committed in this municipality,⁹¹ that is, 15.2 penal deeds per 1,000 inhabitants, a figure that reflects a high level of criminality. The largest number of these penal deeds belong to the category of deeds against property (21), and deeds against life and body (14).⁹²

- **The structure of population according to economic activity**

Statistical data (2011) for the Municipality of Gjilan show that from 1,886 inhabitants of the age above 15 years, only 34.8% are economically active – and only 58.5% of them are employed. Economically inactive were declared 65.2% of the population above the age of 15 years.⁹³ The structure of the employed section of the population according to education, for the age-group 15-29 years, is given in the graph below.



⁹⁰ Ibid.

⁹¹ Data of the Regional Police Directorate in Gjilan, Kosovo Police, February 13th, 2019.

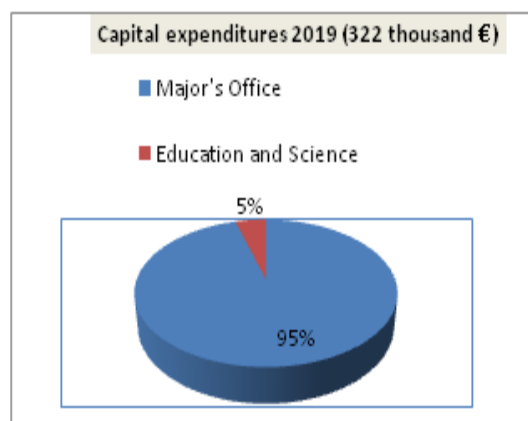
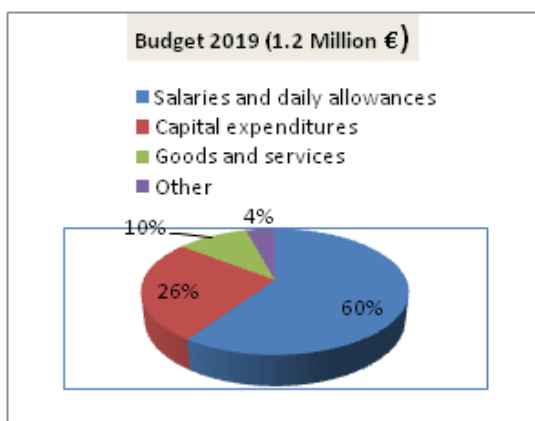
⁹² Ibid.

⁹³ Popullsia e moshës 15 vjeç e mbi sipas statusit të aktivitetit aktual (2011), Platforma Online ASKDATA, Agjencia e Statistikave të Kosovës.

As far as the economically inactive citizens are concerned, 34.7% of them have declared the continuation of education as a reason for this, meanwhile 48.5% have declared that they are taking care for the family and for the household. It should be remarked here that 7.6% of the population is in hard economic condition, living from social assistance, meanwhile, 5.7% have mentioned pensions as the major source for living.⁹⁴

- **The Municipal Budget and the support for youth activities**

For the year 2019, the Municipality of Klllokot has a budget of approximately 1.2 million €. ⁹⁵ The incomes into the budget come predominantly from governmental allocations, which constitute 89% of its total value, meanwhile, the remainder of around 11% is generated by the Municipality from the revenues of its own. Salaries and daily allowances are a category that constitute around 59.6% of the total budget. The category of goods and services takes part with 10.3%, meanwhile, the part dedicated to capital investments is around 26% of the total amount.⁹⁶



⁹⁴ Popullsia sipas burimit kryesor të jetesës (2011), Platforma Online ASK Data, Agjencia e Statistikave të Kosovës.

⁹⁵ Ligji mbi ndarjet buxhetore për Buxhetin e Republikës së Kosovës për vitin 2019, Ministria e Financave, <https://mf.rks-gov.net/desk/inc/media/4CEFBA4C-4397-4901-AB93-2AA37F43A9F7.pdf>.

⁹⁶ Ibid.

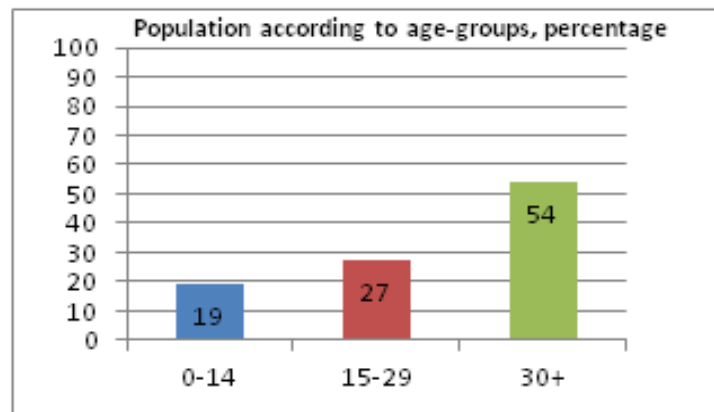
If we analyze the relation of the budget to capital investments, and to the support of culture, youth and sports, more specifically, to infrastructure and activities related to youth, we will see that this portion of the budget does not represent in any meaningful way the needs of this group of population (age group 15-29 years), which constitutes 28% Klllokot.

The Profile of the Municipality of Partesh

Facts and Figures

- **The structure of the population and the demographic shifts**

In terms of its population, Partesh is a small municipality at the Kosovo level. The data of the population census of the year 2011 show that this municipality has had 1,787 inhabitants, and until 2018 this figure has decreased for 57 inhabitants, that is, in 1,730.⁹⁷ In terms of ethnic background, around 99.9% of the inhabitants of Partesh are Serbs. The gender ratio is 51.5% male, and 48.5% female.



This analysis is focused on youth, specifically on the age group 15-29 years, the members of which constitute 27% of the total population, that is, in relation to the age groups 0-14 (19 %), and 30-80 (54%).⁹⁸

⁹⁷ Evaluation, Popullsia e Kosovës, Agjencia e Statistikave të Kosovës. Linku: <http://ask.rks.gov.net/media/4118/vlersimi-i-popullsise-2017.pdf>.

⁹⁸ Popullsia sipas përkatësisë etnike 2011, Platforma Online ASK Data, Agjencia e Statistikave të Kosovës.

- **The level and the structure of education, culture and sport**

The data on the population above 10 years of age according to the level of education and literacy, show that on 1,000 inhabitants, 32 are illiterate, 83.9 have not completed any level of education, 448.1 have completed only elementary education, 386.7 have completed secondary education, and 81.3 have completed undergraduate and graduate studies.⁹⁹

The Municipality of Partesh has a total of 8 preschool, elementary, and secondary educational institutions, with 76 teachers, which develop teaching and learning according to the Serbian curricula. For this municipality there are no data on the public domain regarding the infrastructure of culture and sports.

- **Information technology**

According to the data of the Kosovo Agency for Statistics on the spread of Internet, we can see that in the year 2011, 23.5% of the population did have access to Internet.¹⁰⁰ These figures do not reflect the actual condition, given that the spread of this access did certainly increase considerably due to Wi-Fi systems and the platforms of mobile telephony.

- **Religious structure**

In terms of religious background, 99.9% of the population of the Municipality of Partesh declared themselves to be of Orthodox faith.¹⁰¹ In the territory of the Municipality of Partesh there are 3 functional Orthodox churches.¹⁰²

- **Violent extremism**

In the municipality of Partesh there were no registered cases of citizens of this municipality joining the terrorist groups in the Middle East.

⁹⁹ Popullsia e moshës 10 vjeçe e mbi sipas nivelit të arsimimit (2011), Platforma Online ASK Data, Agjencia e Statistikave të Kosovës.

¹⁰⁰ Penetrimi i Internetit të Ekonomisë Familjare (2011), Platforma Online ASKDATA, Agjencia e statistikave të Kosovës.

¹⁰¹ Popullsia sipas gjinisë, religjionit dhe komunës 2011, Platforma Online ASK Data, Agjencia e Statistikave të Kosovës.

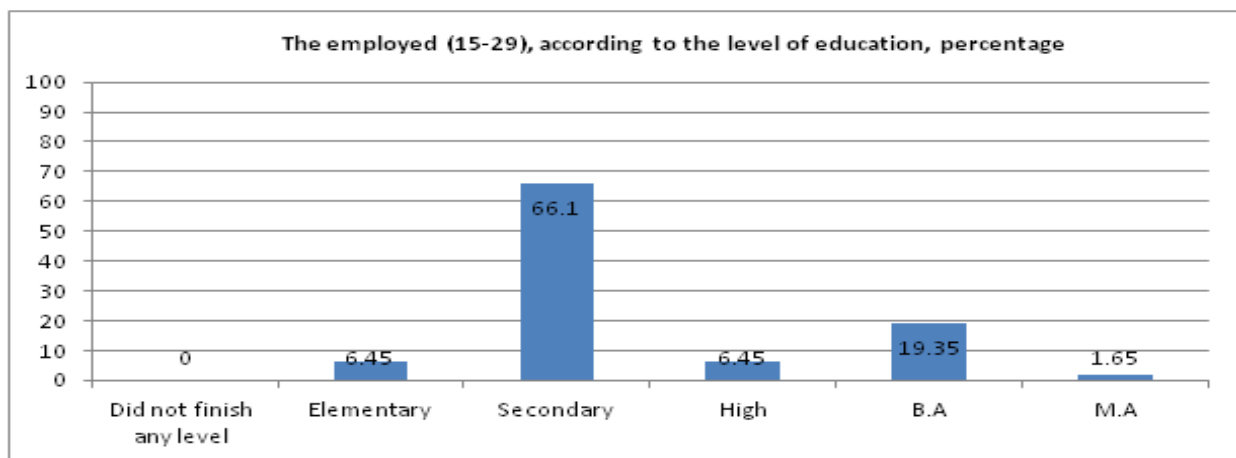
¹⁰² OSCE Organisation for Security and Cooperation in Europe, Municipal Profile of Partesh/Partes (2018), <https://www.osce.org/mission-in-kosovo/88761?download=true>.

- **The level of criminality**

The statistics on the level of criminality in the Municipality of Partesh show that during the previous year (2018) there were 43 penal deeds committed in this Municipality,¹⁰³ that is, 24.8 penal deeds per 1,000 inhabitants, a figure that reflects a high level of criminality. The largest number of these penal deeds belong to the category of deeds against property (21), and against life and body (15).¹⁰⁴

- **The structure of population according to economic activity**

The statistical data (2011) for the Municipality of Partesh show that from 1,447 inhabitants of the age above 15 years, only 35% are economically active – and only 49.9% of them are employed. Economically inactive were declared 65% of the population above the age of 15 years.¹⁰⁵ The structure of the employed section of the population according to education, for the age-group 15-29 years, is given in the graph below.



¹⁰³ Data from the Regional Directorate of the Police in Gjilan, Kosovo Police, February 13th, 2019.

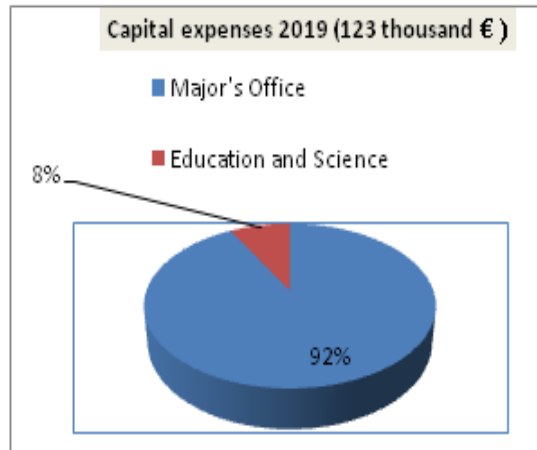
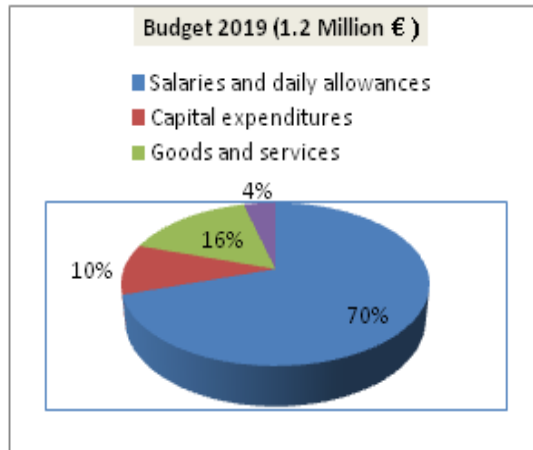
¹⁰⁴ Ibid.

¹⁰⁵ Popullsia e moshës 15 vjeç e mbi sipas statusit të aktivitetit aktual (2011), Platforma Online ASK Data, Agjencia e Statistikave të Kosovës.

As far as the economically inactive citizens are concerned, 33% of them have declared the continuation of education as a reason for this, meanwhile 39.4% have declared that they are taking care for the family and for the household. It should be remarked here that 3.4% of the population is in hard economic condition, living from social assistance, meanwhile, 11.5% have mentioned pensions as the major source for living.¹⁰⁶

- **The Municipal Budget and the support for youth activities**

For the year 2019, the Municipality of Partesh has a budget of approximately 1.2 million €. ¹⁰⁷ The incomes into the budget come predominantly from governmental allocations, which constitute around 95% of its total value, meanwhile, the remainder of around 5% is generated by the Municipality from the revenues of its own. Salaries and daily allowances are a category that constitute around 70% of the total budget. The category of goods and services takes part with around 16%, meanwhile, the part dedicated to capital investments is around 10% of the total amount. ¹⁰⁸



¹⁰⁶ Popullsia sipas burimit kryesor të jetesës (2011), Platforma Online ASK Data, Agjencia e Statistikave të Kosovës.

¹⁰⁷ The Law on Budget Distribution of the Budget of the Republic of Kosovo for the year 2019, The Ministry of Finances, <https://mf.rks-gov.net/desk/inc/media/4CEFBA4C-4397-4901-AB93-2AA37F43A9F7.pdf>.

¹⁰⁸ Ibid.

If we analyze the relation of the budget to capital investments, and to the support of culture, youth and sports, more specifically, to infrastructure and activities related to youth, we will see that this portion of the budget does not represent in any meaningful way the needs of this group of population (age group 15-29 years), which constitutes 27% of the total population of the Municipality of Partesh.

Consortium: "With Participatory Democracy for a Kosovo without Radicalization" | Konzorciumi: "Me Demokraci Pjesëmarrëse për një Kosovë pa Radikalizim"

